

Contact insert - HC-BB32-I-CT-M 33-64 - 1406544

Please be informed that the data shown in this PDF Document is generated from our Online Catalog. Please find the complete data in the user's documentation. Our General Terms of Use for Downloads are valid (<http://phoenixcontact.com/download>)



HEAVYCON pin insert, series: BB32, 32-pos., pos. marking: 33 ... 64, crimp connection, with plastic coding profile, can be coded

Product Features

- For fast coding with plastic profile (Order No. 1410916, type CP-HC-S)

Key Commercial Data

| | |
|----------------------|----------|
| Packing unit | 1 pc |
| Custom tariff number | 85366990 |
| Country of origin | China |

Technical data

General

| | |
|---|--|
| Connection method | Crimp connection |
| Pollution degree | 3 |
| Overvoltage category | III |
| Number of positions | 32+PE |
| Insertion/withdrawal cycles | ≥ 500 |
| Type | B16 |
| Connection in acc. with standard | IEC / EN |
| Conductor cross section | 0.5 mm ² ... 4 mm ² |
| Connection cross section AWG | 20 ... 12 |
| Stripping length of the individual wire | 7.5 mm |
| Assembly instructions | - Housing heights of $h \geq 72$ mm are recommended when there is a high number of wires. |
| Connection | Connectors may only be inserted when there is no load/the power is switched off. Contact release by means of CK2,5-EWZ (Order No. 1662722) |

Ambient conditions

| | |
|---------------------------------|--|
| Ambient temperature (operation) | -40 °C ... 125 °C (including heating up of contacts) |
|---------------------------------|--|

Contact insert - HC-BB32-I-CT-M 33-64 - 1406544

Technical data

Material data

| | |
|--|---|
| Flammability rating according to UL 94 | V0 |
| Contact material | Copper alloy |
| Contact surface material | Ag (alternatively Au) |
| Contact carrier material | PC |
| Standards/regulations | PC: Fire protection in rail vehicles - requirement sets R22, R23, and R24 acc. to DIN EN 45545-2 (Risk level HL1 - HL3) |

Electrical characteristics

| | |
|-----------------------|-------|
| Rated voltage (III/3) | 500 V |
| Rated surge voltage | 6 kV |
| Rated current | 16 A |

Classifications

eCl@ss

| | |
|------------|----------|
| eCl@ss 5.1 | 27143424 |
| eCl@ss 6.0 | 27143424 |
| eCl@ss 8.0 | 27440205 |

ETIM

| | |
|----------|----------|
| ETIM 4.0 | EC000438 |
| ETIM 5.0 | EC000438 |

Approvals

Approvals

Approvals

UL Recognized / EAC / CSA

Ex Approvals

Approvals submitted

Approval details

Contact insert - HC-BB32-I-CT-M 33-64 - 1406544

Approvals

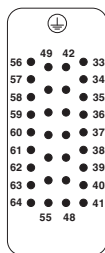
| | |
|--------------------------------|-------|
| UL Recognized | |
| mm ² /AWG/kcmil | 12 |
| Nominal current I _N | 16 A |
| Nominal voltage U _N | 600 V |

| |
|-----|
| EAC |
|-----|

| | |
|--------------------------------|--------|
| CSA | |
| mm ² /AWG/kcmil | 12 |
| Nominal current I _N | 13.5 A |
| Nominal voltage U _N | 600 V |

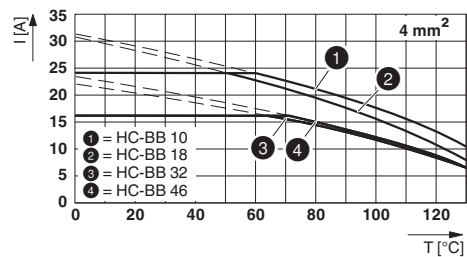
Drawings

Schematic diagram



Connector pin assignment, connection side

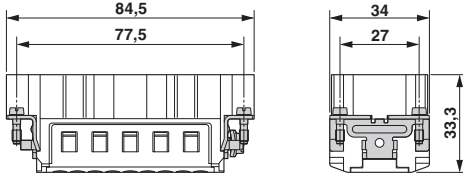
Diagram



Derating diagram (conductor cross section: 4.0 mm²)

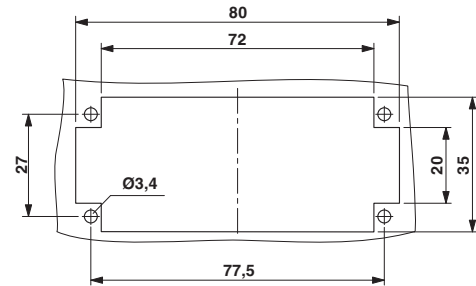
Contact insert - HC-BB32-I-CT-M 33-64 - 1406544

Dimensional drawing



Male insert

Dimensional drawing



Mounting cutout when used without housing