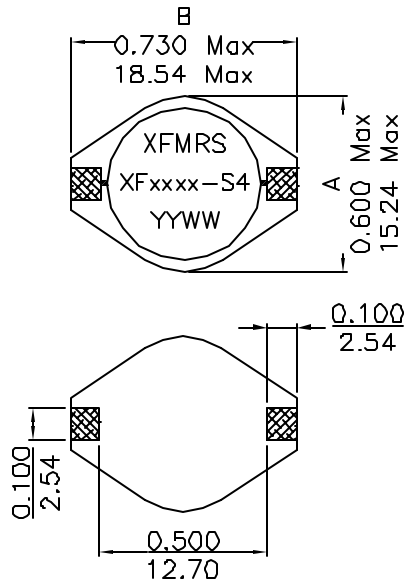
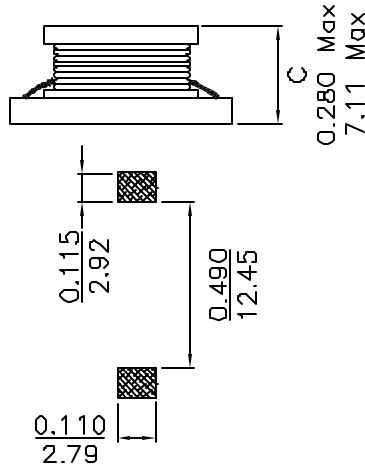


XFSMD4 SERIES INDUCTORS

Mechanical Dimensions:




(BOTTOM VIEW)



(SUGGESTED MOUNTING PAD)

Schematic:



UNLESS OTHERWISE SPECIFIED
 TOLERANCES:
 .xxx ±0.010 INCH
 .xx ±0.25 mm
 Dimensions in INCH/mm

PART NUMBER	INDUCTANCE ¹ (uH ±20%)	DCR Max. (Ohms)	ISAT ² (A)	IRMS ³ (A Rms)
XF0016-S4	1.0	0.0084	20	8.6
XF0026-S4	2.2	0.014	16	7.1
XF0036-S4	2.2	0.012	16	7.1
XF0046-S4	3.3	0.016	14	6.2
XF0066-S4	5.6	0.022	12	5.3
XF0106-S4	10	0.032	10	4.3
XF0156-S4	15	0.036	8.0	4.0
XF0226-S4	22	0.047	7.0	3.5
XF0336-S4	33	0.066	5.5	3.0
XF0476-S4	47	0.086	4.5	2.6
XF0686-S4	68	0.130	3.5	2.3
XF1006-S4	100	0.190	3.0	1.8
XF1506-S4	150	0.250	2.6	1.5
XF2206-S4	220	0.380	2.4	1.2
XF3306-S4	330	0.560	1.9	1.0
XF4706-S4	470	0.850	1.4	0.82
XF6806-S4	680	1.100	1.2	0.72
XF0013-S4	1000	1.800	1.0	0.56
XF0053-S4	5000	7.820	0.25	

Notes:

1. Tested @ 100KHz, 0.1 Vrms.
2. Inductance drop=10% typ. at rated Isat.
3. ΔT=40°C rise typ. at I rms.
4. Electrical Specifications at 25°C.
5. Tape & Reel Packaging Standard, 320 Pcs per 13" reel

1. Solderability: Leads shall meet MIL-STD-202G, Method 208H for solderability.
2. Flammability: UL94V-0
3. ASTM oxygen index: > 28%
4. Insulation System: Class F 155°C, UL file E151555
5. Operating Temperature Range: All listed parameters are to be within tolerance from -40°C to +85°C
6. Storage Temperature Range: -55°C to +125°C
7. Aqueous wash compatible
8. SMD Lead Coplanarity: ±0.004"(0.102mm)
9. Electrical and mechanical specifications 100% tested
10. RoHS Compliant Component