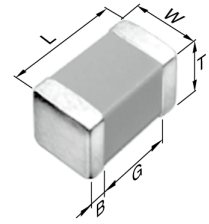


CGA5C2C0G1H682J060AA



TDK item description CGA5C2C0G1H682JT****

Applications	Automotive Grade
Feature	General General (Up to 50V) AEC-Q200 AEC-Q200
Series	CGA5(3216) [EIA 1206]
Status	Production (Not Recommended for New Design)



Dimensions in mm

Size	
Length(L)	3.20mm ±0.20mm
Width(W)	1.60mm ±0.20mm
Thickness(T)	0.60mm ±0.15mm
Terminal Width(B)	0.20mm Min.
Terminal Spacing(G)	1.00mm Min.
Recommended Land Pattern (PA)	2.10mm to 2.50mm(Flow Soldering) 2.00mm to 2.40mm(Reflow Soldering)
Recommended Land Pattern (PB)	1.10mm to 1.30mm(Flow Soldering) 1.00mm to 1.20mm(Reflow Soldering)
Recommended Land Pattern (PC)	1.00mm to 1.30mm(Flow Soldering) 1.10mm to 1.60mm(Reflow Soldering)

Electrical Characteristics	
Capacitance	6.8nF ±5%
Rated Voltage	50VDC
Temperature Characteristic	C0G(0±30ppm/°C)
Q (Min.)	1000
Insulation Resistance (Min.)	10000MΩ

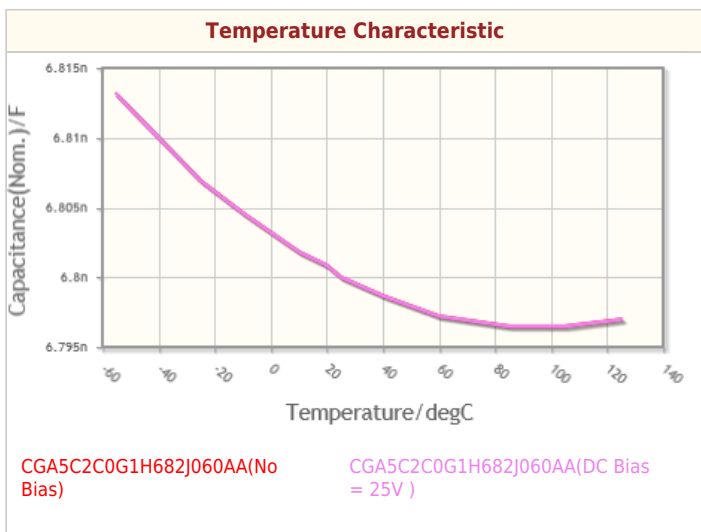
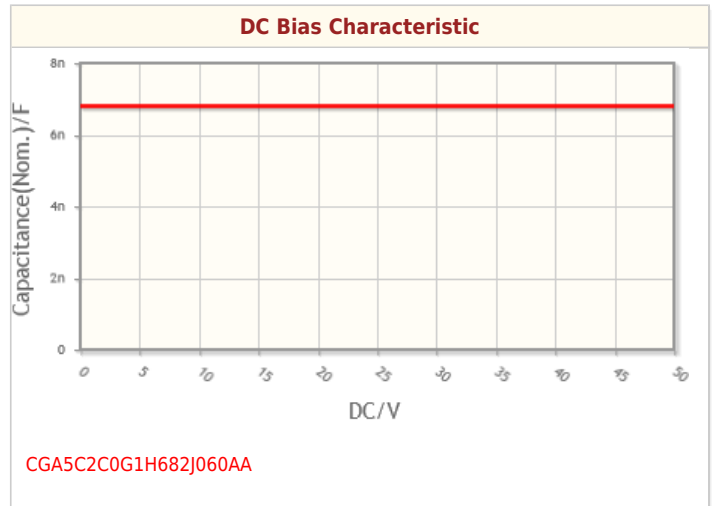
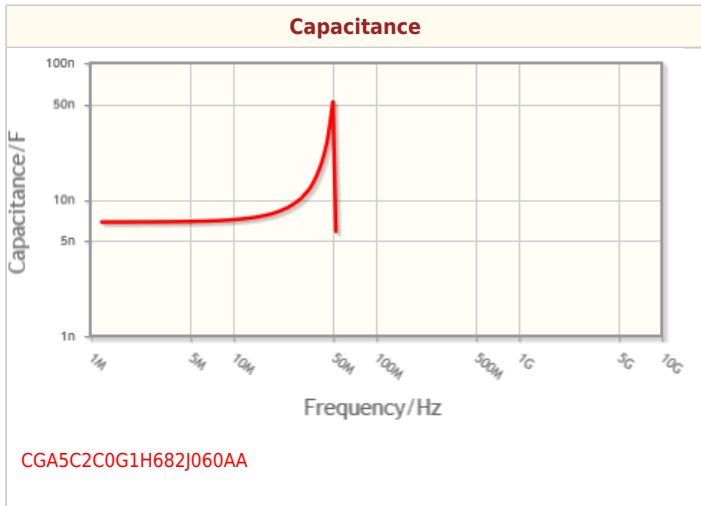
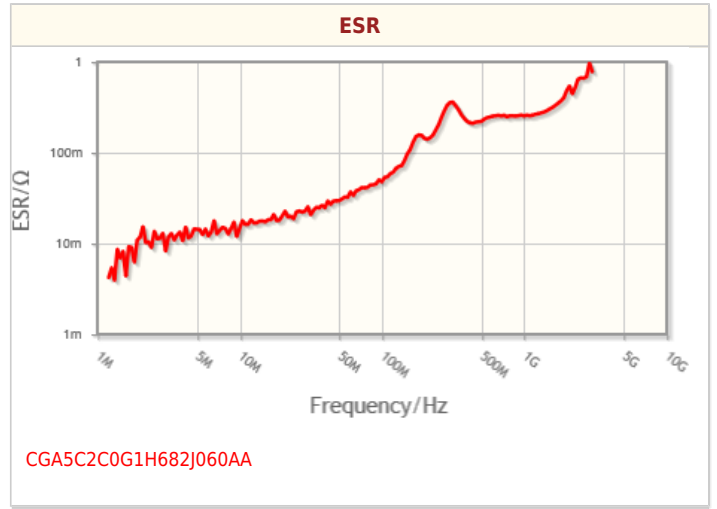
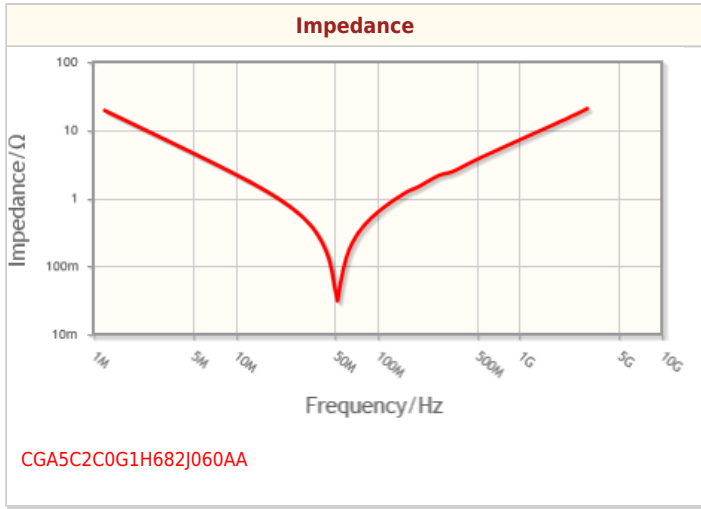
Other	
Soldering Method	Wave (Flow) Reflow
AEC-Q200	Yes
Packing	Punched (Paper)Taping [180mm Reel]
Package Quantity	4000pcs

! Images are for reference only and show exemplary products.
! This PDF document was created based on the data listed on the TDK Corporation website.
! All specifications are subject to change without notice.

CGA5C2C0G1H682J060AA



Characteristic Graphs(This is reference data, and does not guarantee the products characteristics.)

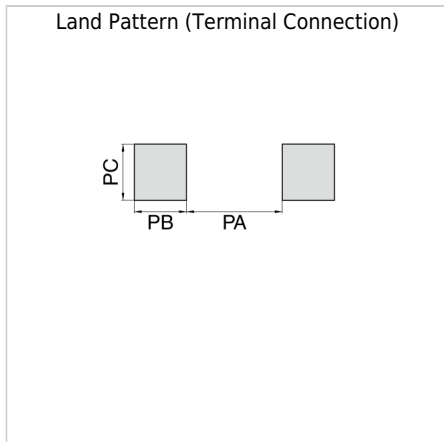


! Images are for reference only and show exemplary products.
! This PDF document was created based on the data listed on the TDK Corporation website.
! All specifications are subject to change without notice.

CGA5C2C0G1H682J060AA



Associated Images



! Images are for reference only and show exemplary products.
! This PDF document was created based on the data listed on the TDK Corporation website.
! All specifications are subject to change without notice.