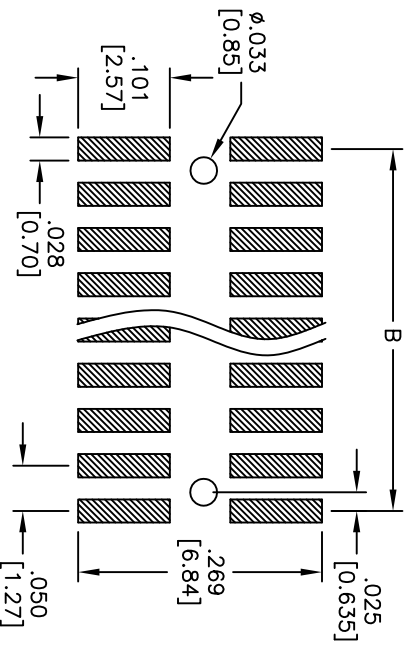
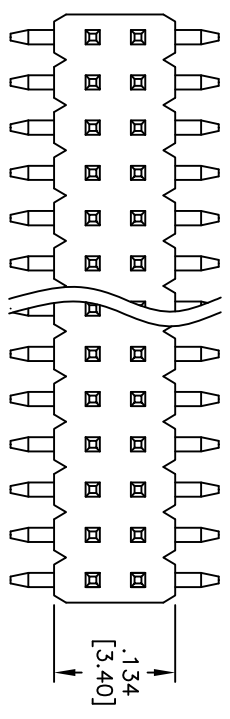
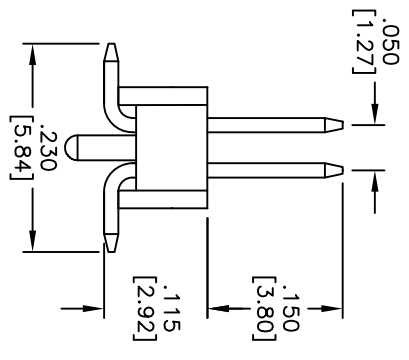
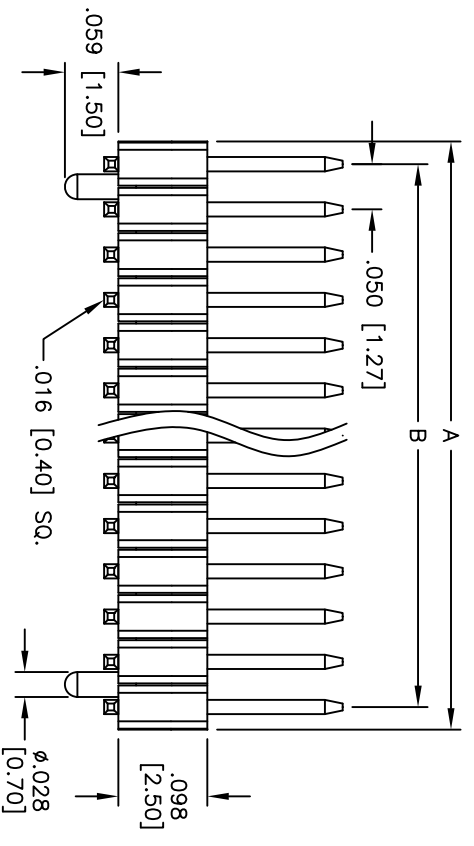


Rev	AWO #	Description	Date	Appr
-		RELEASED	8/31/10	

APPROVED: _____
 DATE: _____ TITLE: _____



RECOMMENDED PCB LAYOUT



Positions: 2 thru 40 per Row
 A = .050 [1.27] x No. of Positions per Row
 B = .050 [1.27] x No. of Spaces

SPECIFICATIONS:
 Material: Insulator: LCP, rated UL 94V-0
 Insulator color: Black
 Contacts: Brass
 Plating: Gold flash over Nickel underplate on contact area, Tin over copper underplate on tails.
 Electrical: Current rating: 1 Amps max
 Contact resistance: 20 mohms max
 Insulation resistance: 1000 Mohms min
 Dielectric withstanding voltage: 300 VAC for 1 minute
 Temperature Rating: Operating temperature: -40°C to +105°C
 Environmental: Lead free, RoHS compliant
 Recommended soldering temp: 260°C for 5 seconds



UNLESS OTHERWISE SPECIFIED ALL DIMENSIONS ARE IN INCHES [MM]	
TOLERANCES: EXCEPT AS NOTED	
.X ± .10	ØX ± .10
.XX ± .020	ØXXX ± .015
.XXX ± .015	ØXXXX ± .010
APPROVALS	DATE
DRAWN	DY
CHECKED	
APPROVED	

ADAM TECH
 909 Rahway Avenue, Union, NJ 07083
 Phone: 908-687-5000 Fax: 908-687-5710
 TITLE: .050 [1.27] DUAL ROW PIN HEADER, SMT,
 SELECTIVE GOLD PLATED

SIZE	PART NO.	REV.
X	HPH2-A1-XX-SG-SMT-.150-P	-
REF: S00032T	SCALE: NTS	SHEET 1 OF 1