

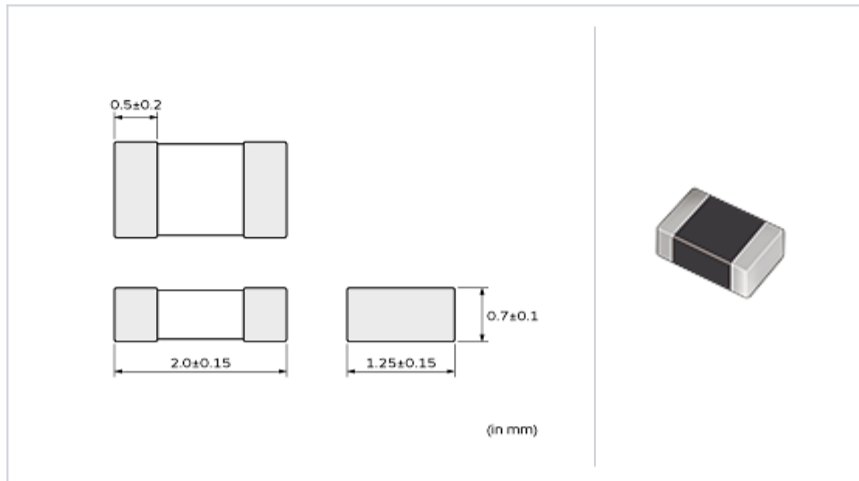
# LQM21PN1R0MEH#

" # " indicates a package specification code.



< List of part numbers with package codes >  
LQM21PN1R0MEHD , LQM21PN1R0MEHB

## Shape



L size	2.0 ± 0.15mm
W size	1.25 ± 0.15mm
T size	0.7 ± 0.1mm
Size code in inch (mm)	0805 (2012)

## Notes

When applied Rated current to the Products, Inductance will be within ± 30% of initial inductance value range.  
When applied Rated current to the Products, temperature rise caused by self-generated heat shall be limited to 40 °C max.  
Keep the temperature (ambient temperature plus self-generation of heat) under 125 °C.

## References

Packaging code	Specifications	Minimum quantity
D	180mm Paper taping	3000
B	Packing in bulk	1000

Mass (Typ.)	
1 piece	0.010 g

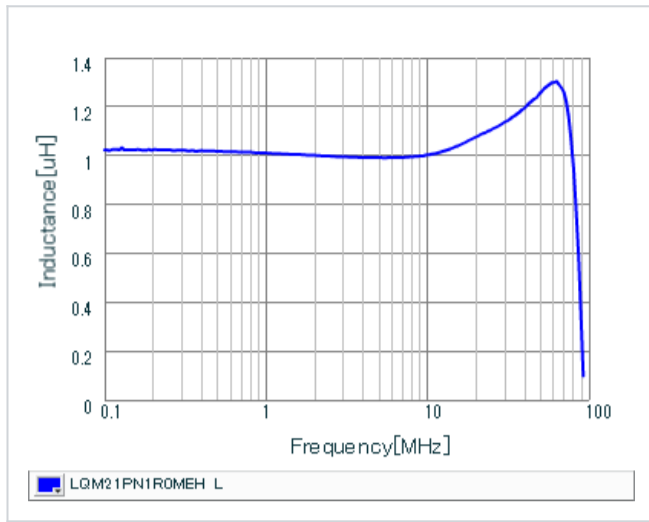
## Specifications

Inductance	1.0uH ± 20%
Inductance test frequency	1MHz
Rated current (I <sub>sat</sub> ) (Based on Inductance change)	0.8A(Max.) / 1A(Typ.)
Rated current (I <sub>temp</sub> ) (Based on Temperature rise)	1.6A(Max.) / 2A(Typ.)
Max. of DC resistance	0.107
Avg. of DC resistance	0.085 (typ.)
Self resonance frequency (min.)	50MHz
Operating temperature range	-40 ~ 85
Class of magnetic shield	Magnetic shield of ferrite

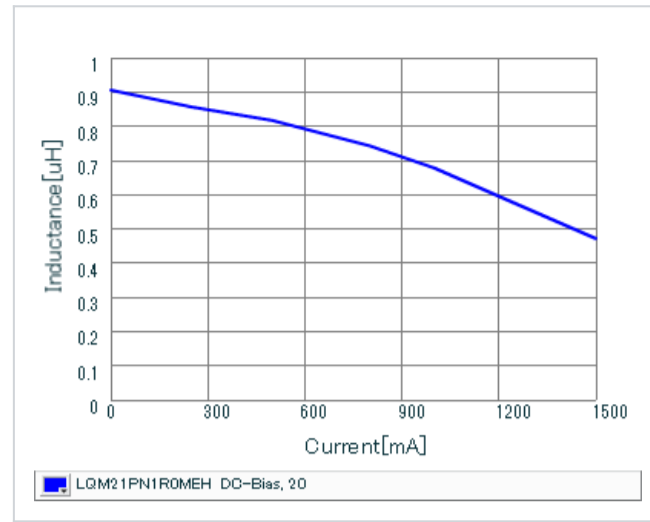
## ⚠ Attention

- This datasheet is downloaded from the website of Murata Manufacturing Co., Ltd. Therefore, it's specifications are subject to change or our products in it may be discontinued without advance notice. Please check with our sales representatives or product engineers before ordering.
- This datasheet has only typical specifications because there is no space for detailed specifications. Therefore, please review our product specifications or consult the approval sheet for product specifications before ordering.

▪ Inductance-Frequency characteristics (Typ.)



▪ Inductance-Current characteristics (Typ.)



▪ Temperature rise characteristics (Typ.)

