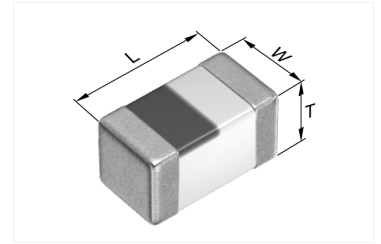


MHQ0402PSA2N0ST000



Applications	Commercial Grade
Feature	<div style="border: 1px solid black; padding: 2px;">Multilayer</div> Multilayer <div style="border: 1px solid black; padding: 2px;">Non-Mag Core</div> Non-Magnetic Core (Dielectric Ceramic) <div style="border: 1px solid black; padding: 2px;">Super High Q</div> Super High Q
Series Type	MHQ-PSA
Status	Production
Brand	TDK



Size	
Length(L)	0.40mm ±0.02mm
Width(W)	0.20mm ±0.02mm
Thickness(T)	0.20mm ±0.02mm
Recommended Land Pattern (A)	0.15mm to 0.20mm
Recommended Land Pattern (B)	0.20mm Nom.
Recommended Land Pattern (C)	0.18mm to 0.20mm

Electrical Characteristics	
Inductance	2nH ±0.3nH at 500MHz
Rated Current	400mA
DC Resistance [Typ.]	170mΩ
DC Resistance [Max.]	400mΩ
Self Resonant Frequency [Min.]	8GHz
Self Resonant Frequency [Typ.]	12.76GHz
Q [Min.]	10 at 500MHz
Q [Typ.]	14 at 500MHz

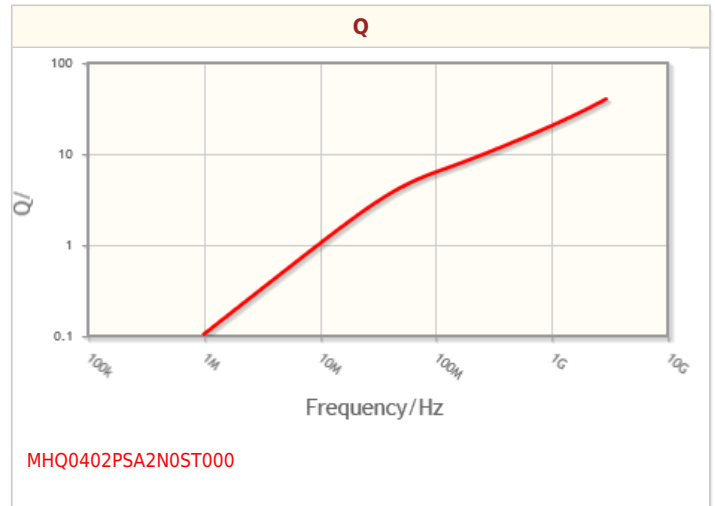
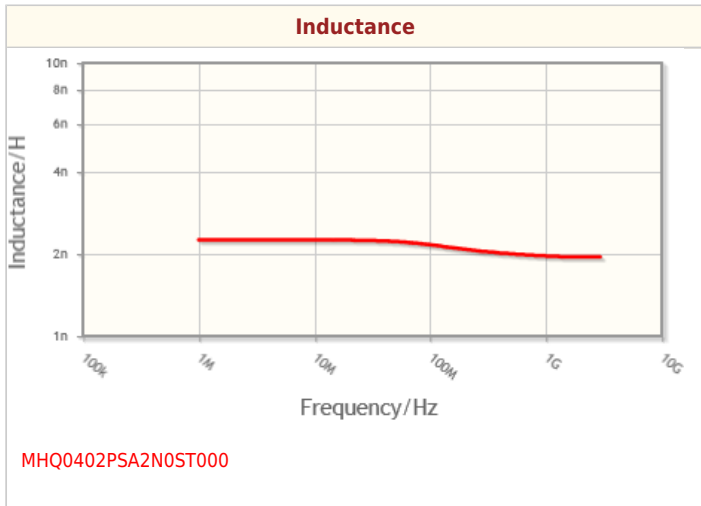
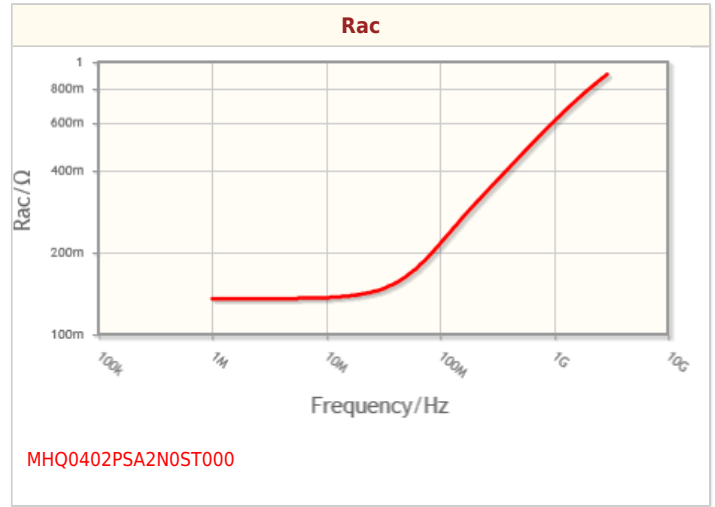
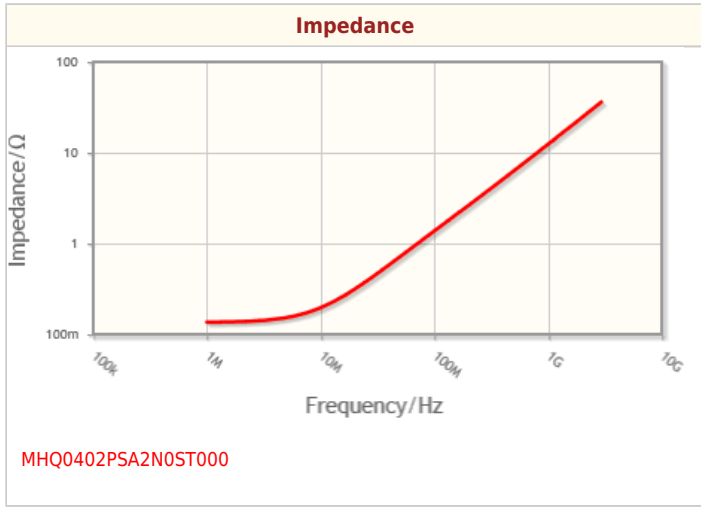
Other	
Operating Temp. Range (Including Self-Temp. Rise)	-55 to 125°C
Soldering Method	Reflow
AEC-Q200	No
Packing	Punched (Paper)Taping [180mm Reel]
Package Quantity	20000pcs
Weight	0.00007g

! Images are for reference only and show exemplary products.
 ! This PDF document was created based on the data listed on the TDK Corporation website.
 ! All specifications are subject to change without notice.

MHQ0402PSA2N0ST000



Characteristic Graphs(This is reference data, and does not guarantee the products characteristics.)



! Images are for reference only and show exemplary products.
! This PDF document was created based on the data listed on the TDK Corporation website.
! All specifications are subject to change without notice.



Associated Images

