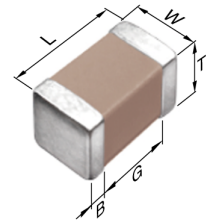


C3216X7R2J103M115AA



TDK item description C3216X7R2J103MT****

| | |
|---------------------|---|
| Applications | Commercial Grade Please refer to Part No. CGA5H4X7R2J103M115AA for Automotive use. |
| Feature | Mid Voltage (100 to 630V) |
| Series | C3216 [EIA 1206] |
| Status | Production |



Dimensions in mm

| Size | |
|-------------------------------|--|
| Length(L) | 3.20mm ±0.20mm |
| Width(W) | 1.60mm ±0.20mm |
| Thickness(T) | 1.15mm ±0.15mm |
| Terminal Width(B) | 0.20mm Min. |
| Terminal Spacing(G) | 1.00mm Min. |
| Recommended Land Pattern (PA) | 2.10mm to 2.50mm(Flow Soldering) 2.00mm to 2.40mm(Reflow Soldering) |
| Recommended Land Pattern (PB) | 1.10mm to 1.30mm(Flow Soldering) 1.00mm to 1.20mm(Reflow Soldering) |
| Recommended Land Pattern (PC) | 1.00mm to 1.30mm(Flow Soldering) 1.10mm to 1.60mm(Reflow Soldering) |

| Electrical Characteristics | |
|------------------------------|-----------|
| Capacitance | 10nF ±20% |
| Rated Voltage | 630VDC |
| Temperature Characteristic | X7R(±15%) |
| Dissipation Factor (Max.) | 3% |
| Insulation Resistance (Min.) | 10000MΩ |

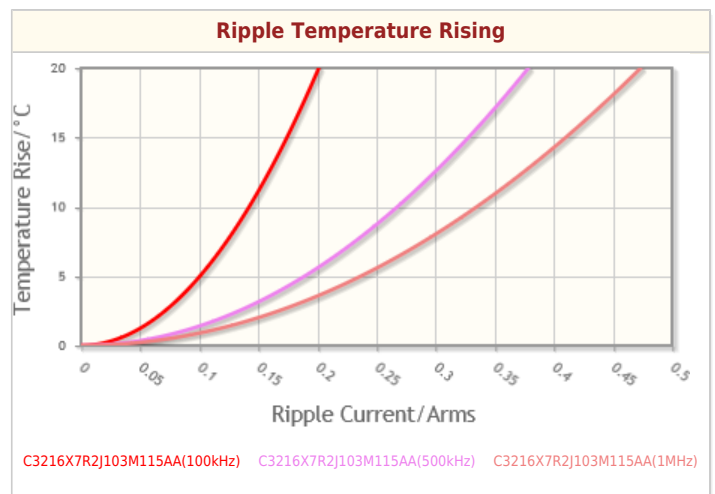
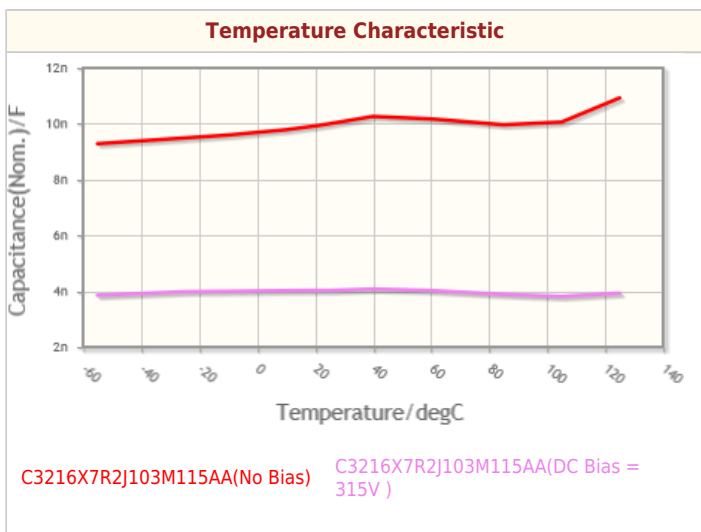
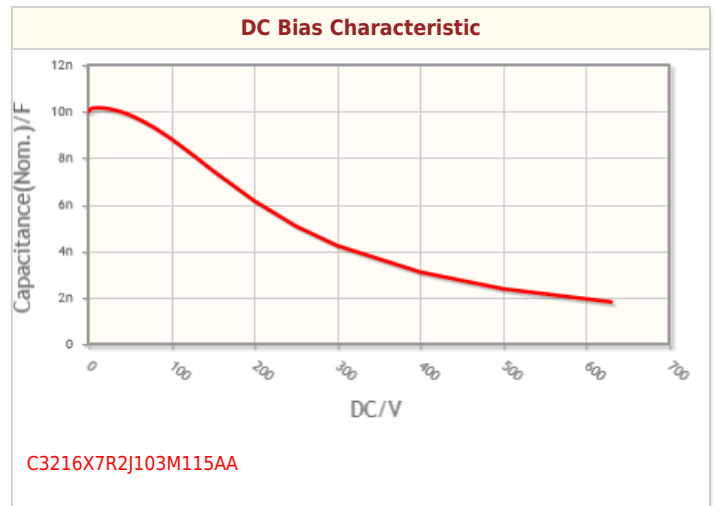
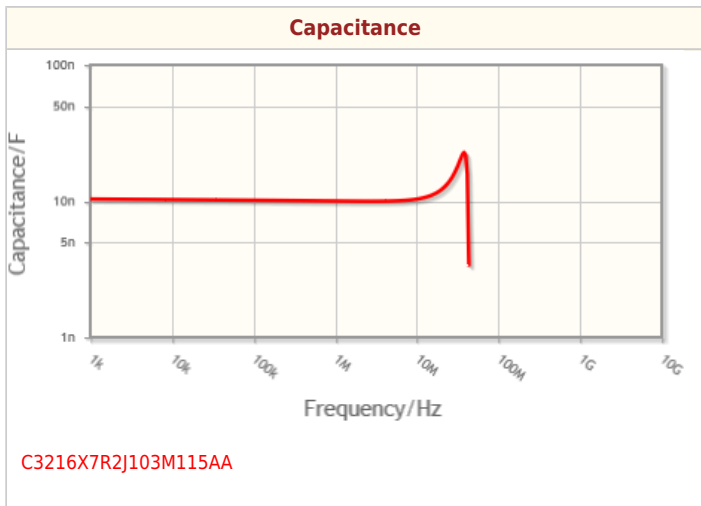
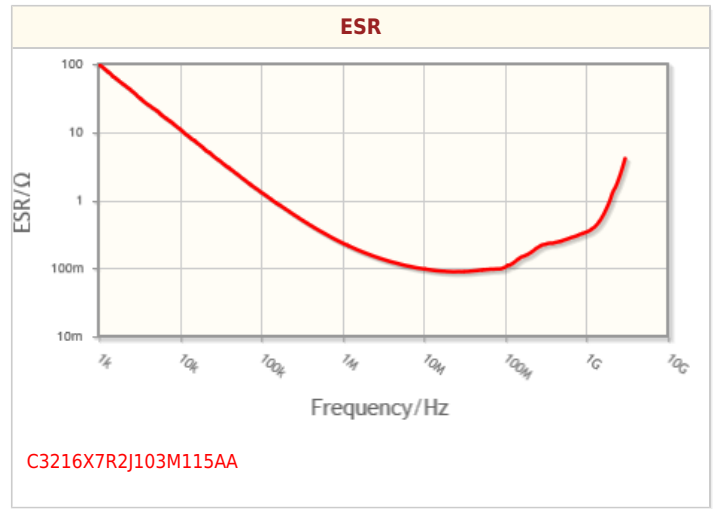
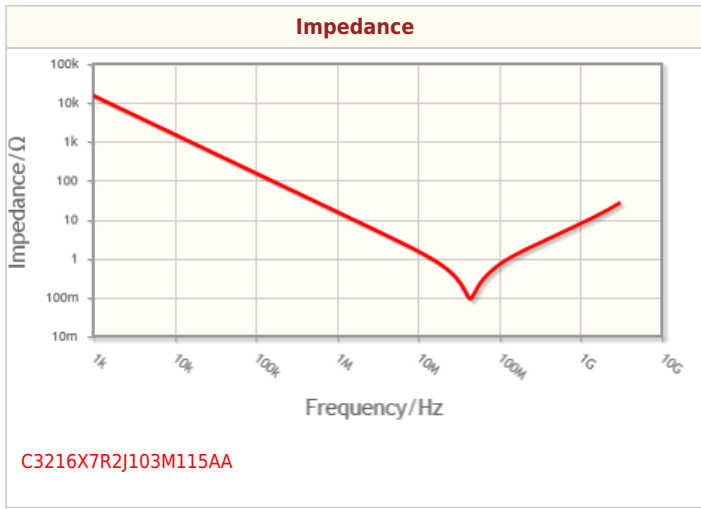
| Other | |
|------------------|--------------------------------------|
| Soldering Method | Wave (Flow) Reflow |
| AEC-Q200 | No |
| Packing | Blister (Plastic)Taping [180mm Reel] |
| Package Quantity | 2000pcs |

! Images are for reference only and show exemplary products.
! This PDF document was created based on the data listed on the TDK Corporation website.
! All specifications are subject to change without notice.

C3216X7R2J103M115AA



Characteristic Graphs(This is reference data, and does not guarantee the products characteristics.)



! Images are for reference only and show exemplary products.
! This PDF document was created based on the data listed on the TDK Corporation website.
! All specifications are subject to change without notice.



Associated Images

