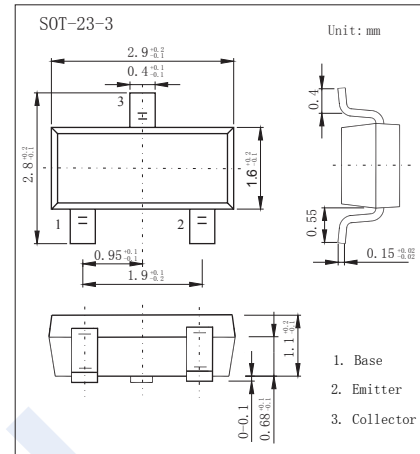


PNP Transistors

2SA1464-HF

■ Features

- High f_T : $f_T = 400\text{MHz}$
- Complementary to 2SC3739-HF
- Pb-Free Package May be Available. The G-Suffix Denotes a Pb-Free Lead Finish



■ Absolute Maximum Ratings $T_a = 25^\circ\text{C}$

Parameter	Symbol	Rating	Unit
Collector - Base Voltage	V_{CB0}	-60	V
Collector - Emitter Voltage	V_{CE0}	-40	
Emitter - Base Voltage	V_{EB0}	-5	
Collector Current - Continuous	I_C	-500	mA
Collector Power Dissipation	P_C	200	mW
Junction Temperature	T_J	150	$^\circ\text{C}$
Storage Temperature range	T_{stg}	-55 to 150	

■ Electrical Characteristics $T_a = 25^\circ\text{C}$

Parameter	Symbol	Test Conditions	Min	Typ	Max	Unit
Collector-base breakdown voltage	V_{CB0}	$I_C = -100\ \mu\text{A}$, $I_E = 0$	-60			V
Collector-emitter breakdown voltage	V_{CE0}	$I_C = -1\ \text{mA}$, $I_B = 0$	-40			
Emitter-base breakdown voltage	V_{EB0}	$I_E = -100\ \mu\text{A}$, $I_C = 0$	-5			
Collector-base cut-off current	I_{CBO}	$V_{CB} = -40\ \text{V}$, $I_E = 0$			-0.1	μA
Emitter cut-off current	I_{EBO}	$V_{EB} = -4\ \text{V}$, $I_C = 0$			-0.1	
Collector-emitter saturation voltage *	$V_{CE(sat)}$	$I_C = -500\ \text{mA}$, $I_B = -50\ \text{mA}$		-0.45	-0.75	V
Base-emitter saturation voltage *	$V_{BE(sat)}$	$I_C = -500\ \text{mA}$, $I_B = -50\ \text{mA}$		-1	-1.3	
DC current gain *	$h_{FE(1)}$	$V_{CE} = -2\ \text{V}$, $I_C = -150\ \text{mA}$	75	140	300	
	$h_{FE(2)}$	$V_{CE} = -2\ \text{V}$, $I_C = -500\ \text{mA}$	20	50		
Turn-on time	t_{on}	$V_{CC} = -30\ \text{V}$, $I_C = -150\ \text{mA}$, $I_{B1} = -I_{B2} = -15\ \text{mA}$			35	ns
Storage time	t_{stg}				225	
Turn-off time	t_{off}				255	
Collector output capacitance	C_{ob}	$V_{CB} = -10\ \text{V}$, $I_E = 0$, $f = 1\ \text{MHz}$		5	8	pF
Transition frequency	f_T	$V_{CE} = -10\ \text{V}$, $I_E = 20\ \text{mA}$	150	400		MHz

* : Pulsed: $PW \leq 350\ \mu\text{s}$, Duty Cycle $\leq 2\%$

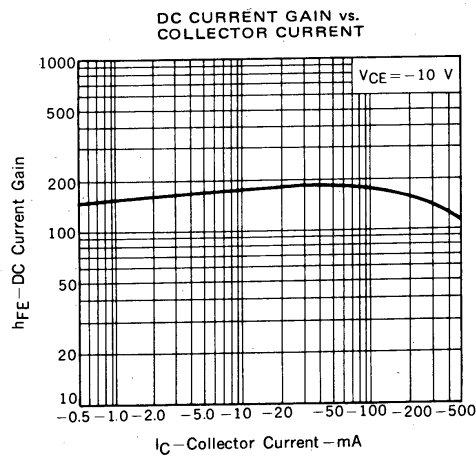
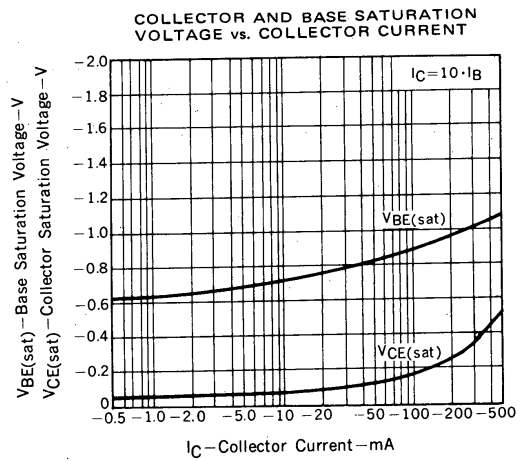
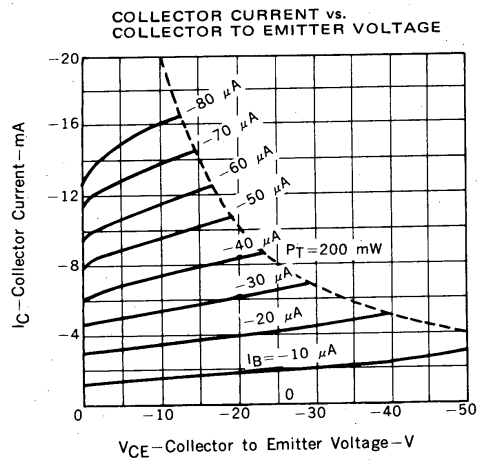
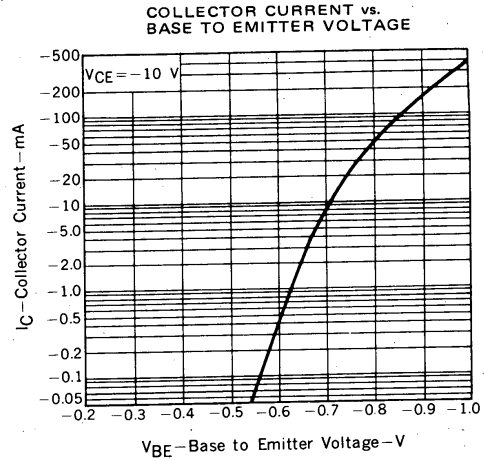
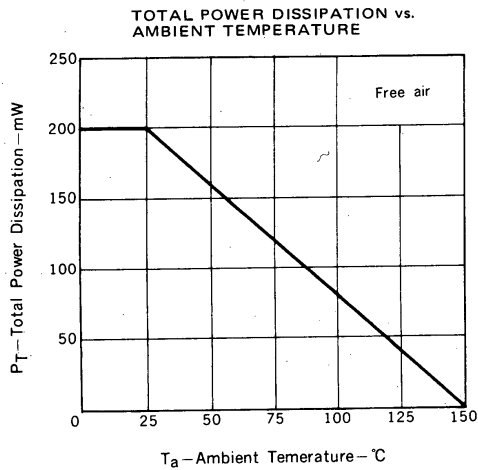
■ Classification of $h_{FE(1)}$

Type	2SA1464-Y12-HF	2SA1464-Y13-HF	2SA1464-Y14-HF
Range	75-150	100-200	150-300
Marking	Y12 _F	Y13 _F	Y14 _F

PNP Transistors

2SA1464-HF

■ Typical Characteristics



PNP Transistors

2SA1464-HF

Typical Characteristics

