

MMBR901LT1

Rev.F Apr.-2017

描述 / Descriptions

SOT-23 塑封封装 NPN 半导体三极管。Silicon NPN transistor in a SOT-23 Plastic Package.

特征 / Features

直流电流增益高，功率增益高，噪声系数低。

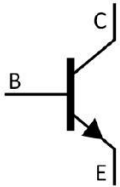
High current gain, low noise figure, high power gain.

用途 / Applications

用于工作频率最高为 2.5GHz 的高频放大。

Amplifiers for operation up to 2.5GHz applications.

内部等效电路 / Equivalent Circuit



引脚排列 / Pinning



PIN1 : Base

PIN 2 : Emitter

PIN 3 : Collector

放大及印章代码 / h_{FE} Classifications & Marking

h_{FE} Range	50~200
Marking	H7A

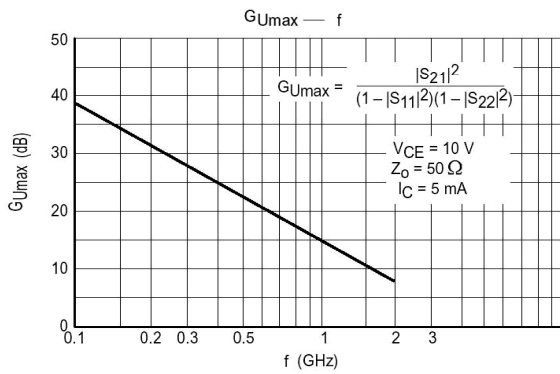
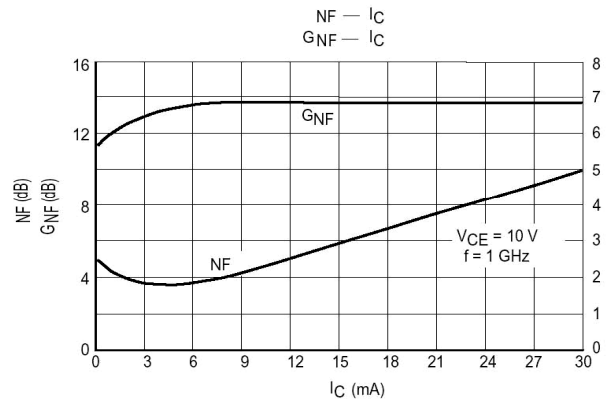
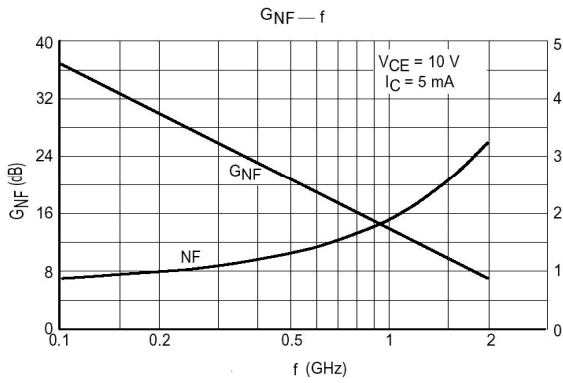
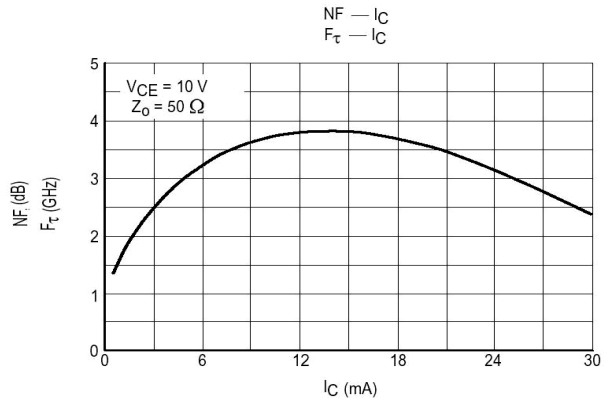
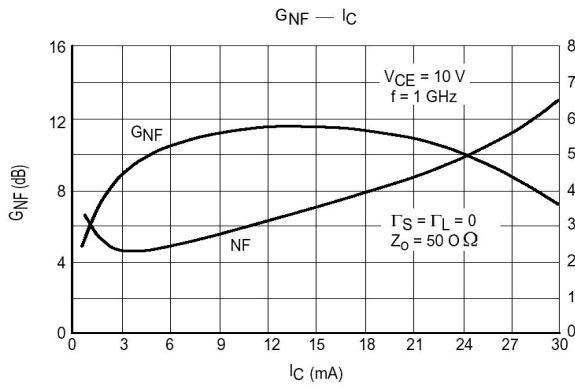
极限参数 / Absolute Maximum Ratings(Ta=25°C)

参数 Parameter	符号 Symbol	数值 Rating	单位 Unit
Collector to Base Voltage	V_{CBO}	25	V
Collector to Emitter Voltage	V_{CEO}	15	V
Emitter to Base Voltage	V_{EBO}	2	V
Collector Current	I_C	30	mA
Collector Power Dissipation	P_C	300	mW
Junction Temperature	T_j	150	°C
Storage Temperature Range	T_{stg}	-55~150	°C

电性能参数 / Electrical Characteristics(Ta=25°C)

参数 Parameter	符号 Symbol	测试条件 Test Conditions	最小值 Min	典型值 Typ	最大值 Max	单位 Unit
Collector to Base Breakdown Voltage	V_{CBO}	$I_C=0.1mA$ $I_E=0$	25			V
Collector to Emitter Breakdown Voltage	V_{CEO}	$I_C=1mA$ $I_B=0$	15			V
Emitter to Base Breakdown Voltage	V_{EBO}	$I_E=0.1mA$ $I_C=0$	2			V
Collector Cut-Off Current	I_{CBO}	$V_{CB}=15V$ $I_E=0$			0.05	μA
DC Current Gain	h_{FE}	$V_{CE}=5V$ $I_C=5mA$	50		200	
Transition Frequency	f_T	$V_{CE}=10V$ $I_C=15mA$ $f=1GHz$		3.8		GHz
Collector Output Capacitance	C_{obo}	$V_{CB}=10V$ $I_C=5mA$ $f=1GHz$			1.0	pF
Noise Figure	NF	$V_{CE}=6V$ $I_C=5mA$ $f=1GHz$		1.9		dB
Common-Emitter Amplifier Gain	G_{pe}	$V_{CC}=6V$ $I_C=5mA$ $f=1GHz$		12		dB

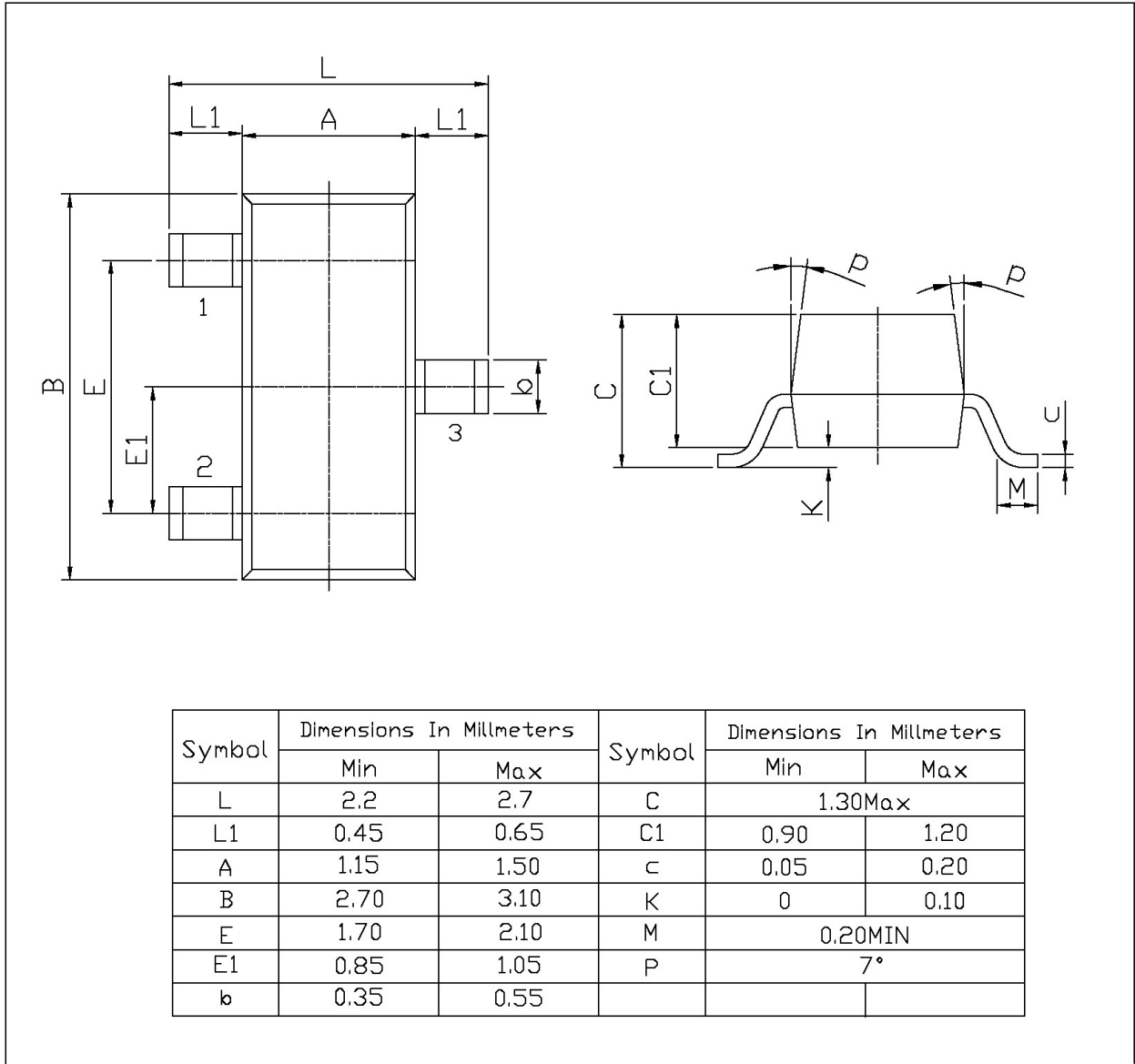
电参数曲线图 / Electrical Characteristic Curve



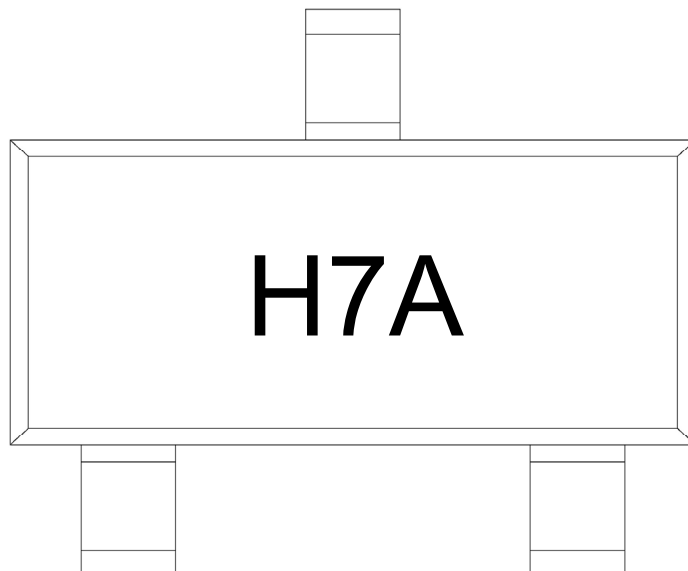
外形尺寸图 / Package Dimensions

SOT-23

单位: mm



印章说明 / Marking Instructions



说明：

H： 为公司代码

7A： 为型号代码

Note:

H： Company Code

7A： Product Type

回流焊温度曲线图(无铅) / Temperature Profile for IR Reflow Soldering(Pb-Free)


说明：

- 1、预热温度 25~150°C，时间 60~90sec;
- 2、峰值温度 245±5°C，时间持续为 5±0.5sec;
- 3、焊接制程冷却速度为 2~10°C/sec.

Note:

- 1.Preheating:25~150°C, Time:60~90sec.
- 2.Peak Temp.:245±5°C, Duration:5±0.5sec.
3. Cooling Speed: 2~10°C/sec.

耐焊接热试验条件 / Resistance to Soldering Heat Test Conditions

温度：260±5°C

时间：10±1 sec.

Temp.:260±5°C

Time:10±1 sec

包装规格 / Packaging SPEC.

卷盘包装 / REEL

Package Type 封装形式	Units 包装数量					Dimension 包装尺寸 (unit: mm ³)		
	Units/Reel 只/卷盘	Reels/Inner Box 卷盘/盒	Units/Inner Box 只/盒	Inner Boxes/Outer Box 盒/箱	Units/Outer Box 只/箱	Reel	Inner Box 盒	Outer Box 箱
SOT-23	3,000	10	30,000	6	180,000	7" x8	180×120×180	390×385×205

使用说明 / Notices