

1

2

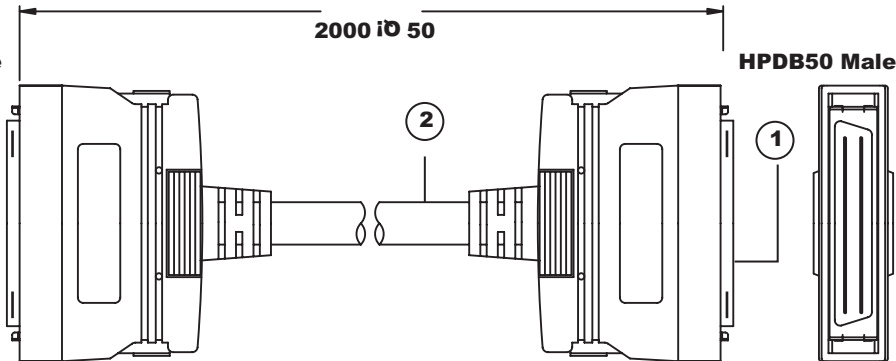

3

4


Configuration: Twisted Pair and One by One
HPDB50M HPDB50M

A

HPDB50 Male



HPDB50 Male



B

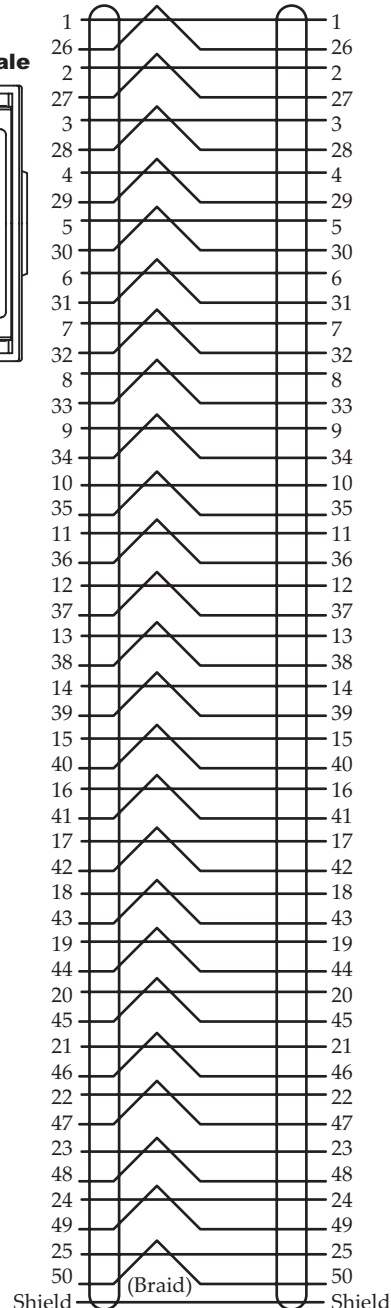
Material:

- 1.Cable:#28,UL2919,25P+1+AL/MY+B,O.D:9.5
Insulation of Conductor with P.P(ø0.75)
- 2.Connector:HPDB50M, I.D.C.
- 3.Copper Tape Size:(10X105)+(25X85)

Note:

- 1.Total Length:2000±50mm
- 2.Color: Beige
- 3.Molded Type
- 4.360° Solder

C



A

B

C

D

Description

Name :
AK579 F-2-R
HPDB50 Male-HPDB50 Male



THIS DRAWING IS UNPUBLISHED

© Copyright 2005 by Assmann Electronic Components All International Rights Reserved

This drawing is a controlled document for Assmann Electronics, Inc. It is subject to change and the controlling engineering organization should be contacted for the latest revision.

1

2

3

4