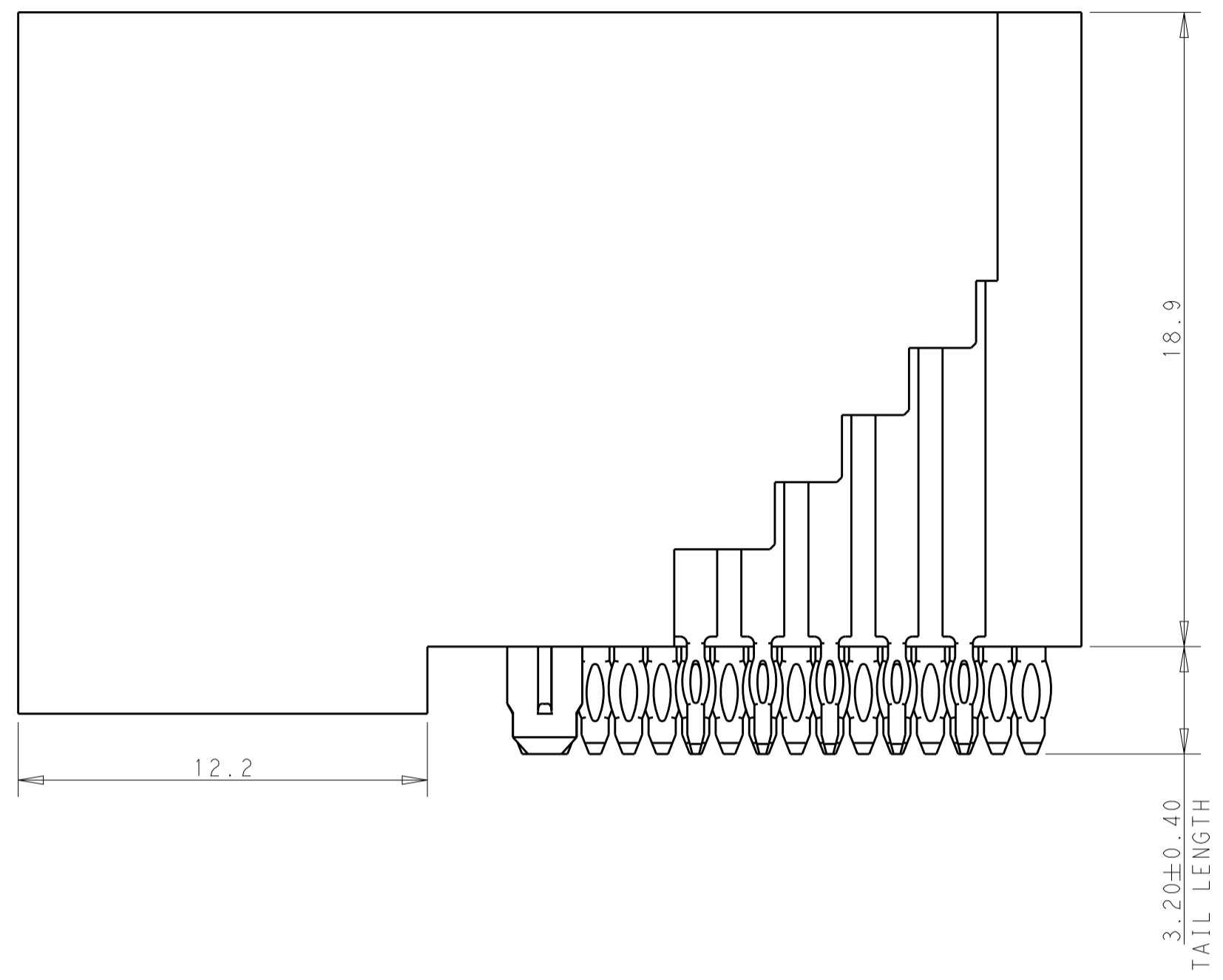
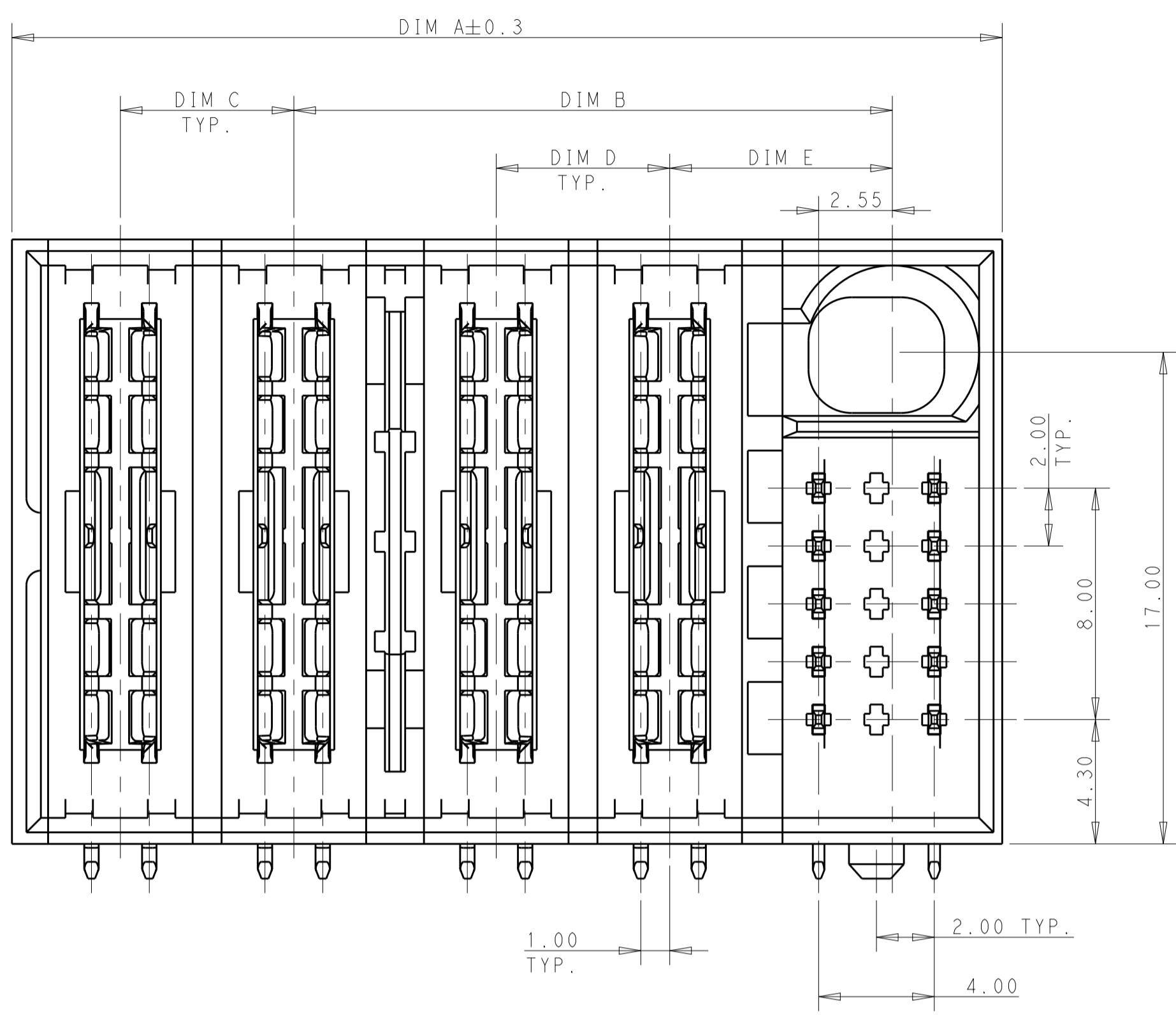
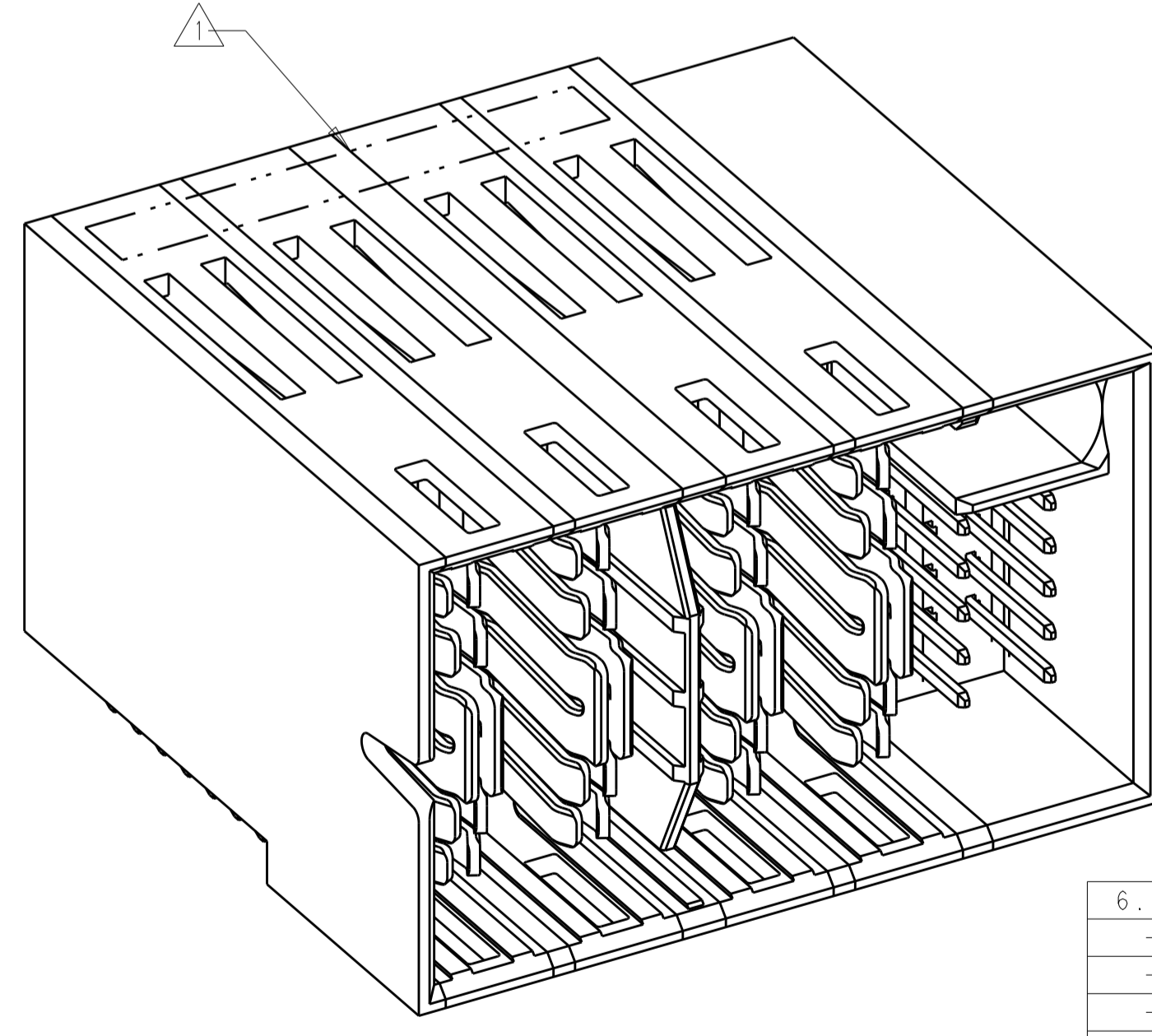
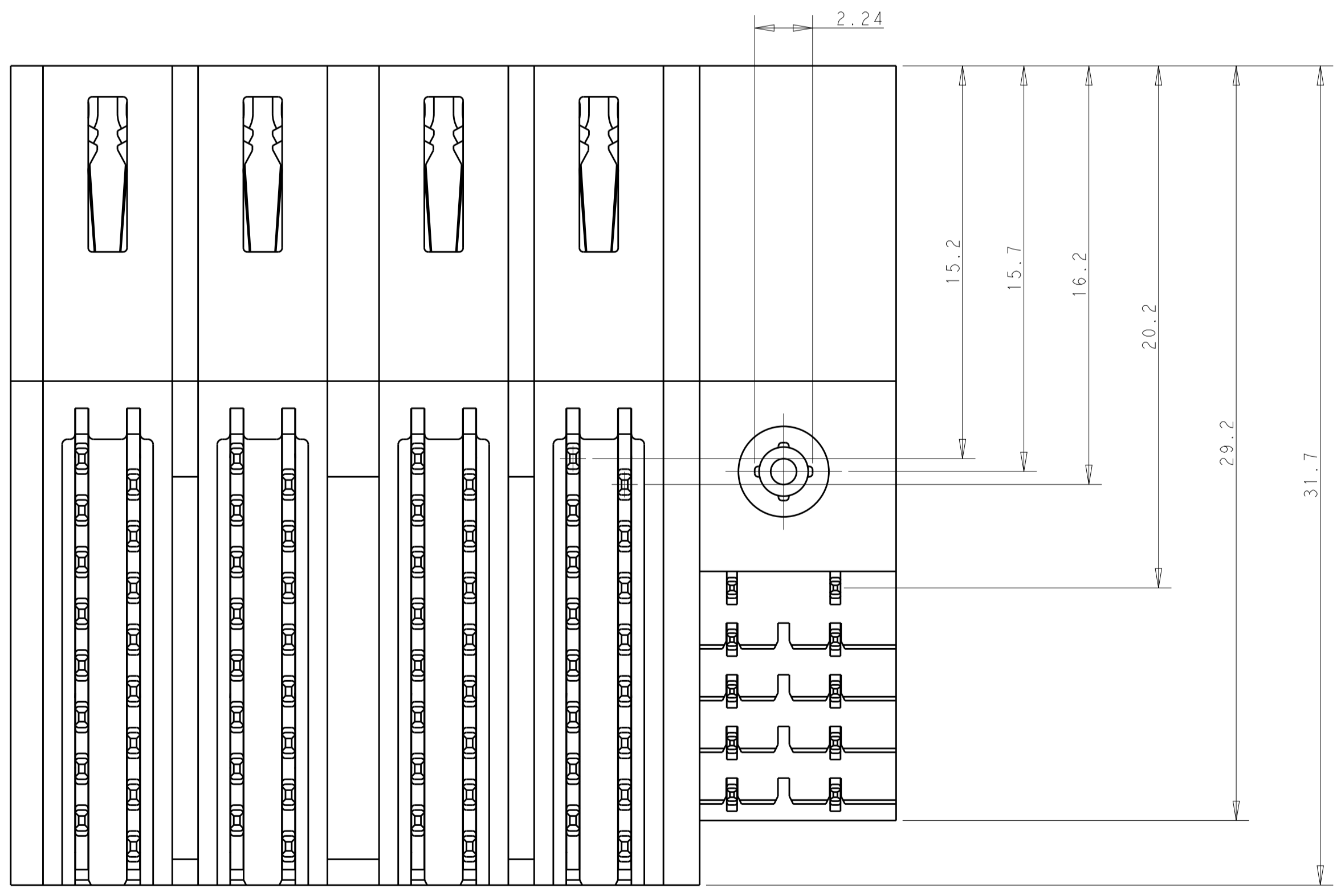


REVISIONS				
P.	LTN.	DESCRIPTION	DATE	DMN. APVD.
A1	ECR-16-006244		11MAY2016	TZ SZ



NOTES, UNLESS OTHERWISE SPECIFIED:  
 △ "TE", PART NUMBER AND DATE CODE TO BE MARKED IN AREA SHOWN.  
 △ MATERIAL:  
 HOUSING - GLASS FILLED HIGH TEMP THERMO PLASTIC, COLOR: BLACK, UL94 V- 0.  
 SIGNAL CONTACT - HIGH CONDUCTIVITY COPPER ALLOY.  
 POWER CONTACT - HIGH CONDUCTIVITY COPPER ALLOY.  
 △ CONTACT PLATING:  
 MATING AREA - NOBLE METAL OVERALL NICKEL  
 TAIL SIDE AREA - MATTE TIN OVERALL NICKEL.  
 4. MECHANICAL CONNECTOR KEEP OUT ZONE.  
 △ DATUM AND BASIC DIMENSIONS ESTABLISHED BY CUSTOMER.  
 △ PCB - ALL HOLE DIAMETERS ARE FINISHED HOLE SIZES.  
 △ PCB HOLE:  
 POWER - 1.15±0.025 MM DRILLED HOLES SIZE PLATING WITH 0.0076 MM MIN. Sn OVER 0.025-0.076 MM Cu PLATING TO ACHIEVE A 1.02 MM DIA. HOLE.  
 SIGNAL - 0.835±0.025 MM DRILLED HOLES SIZE PLATING WITH 0.0076 MM MIN. Sn OVER 0.025-0.076 MM Cu PLATING TO ACHIEVE A 0.72 MM DIA. HOLE.



DIM F.	DIM E.	DIM D.	DIM C.	DIM B.	DIM A.	DESCRIPTION	PART NUMBER
6.20	10.70	6.00	-	-	36.25	4VP+20S	2204446-8
-	7.70	5.00	-	-	30.25	4P+15S	2204446-7
-	7.70	5.00	-	-	67.25	10S+1P+2P+2P+2P+2P	2204446-6
-	7.70	6.00	6.00	32.70	58.25	4VP++4VP+15S	2204446-4
-	7.70	5.00	-	-	20.25	2P+15S	2204446-3
-	7.70	6.00	6.00	32.70	58.25	15S+4VP+4VP	2204446-2
-	7.70	6.00	6.00	20.70	34.25	2VP+2VP+10S	2204446-1

THIS DRAWING IS A CONTROLLED DOCUMENT. DMN. 17NOV2014  
 CHK. THOMAS ZHAO  
 SUNY ZHAO 17NOV2014  
 APVD. SUNY ZHAO 17NOV2014

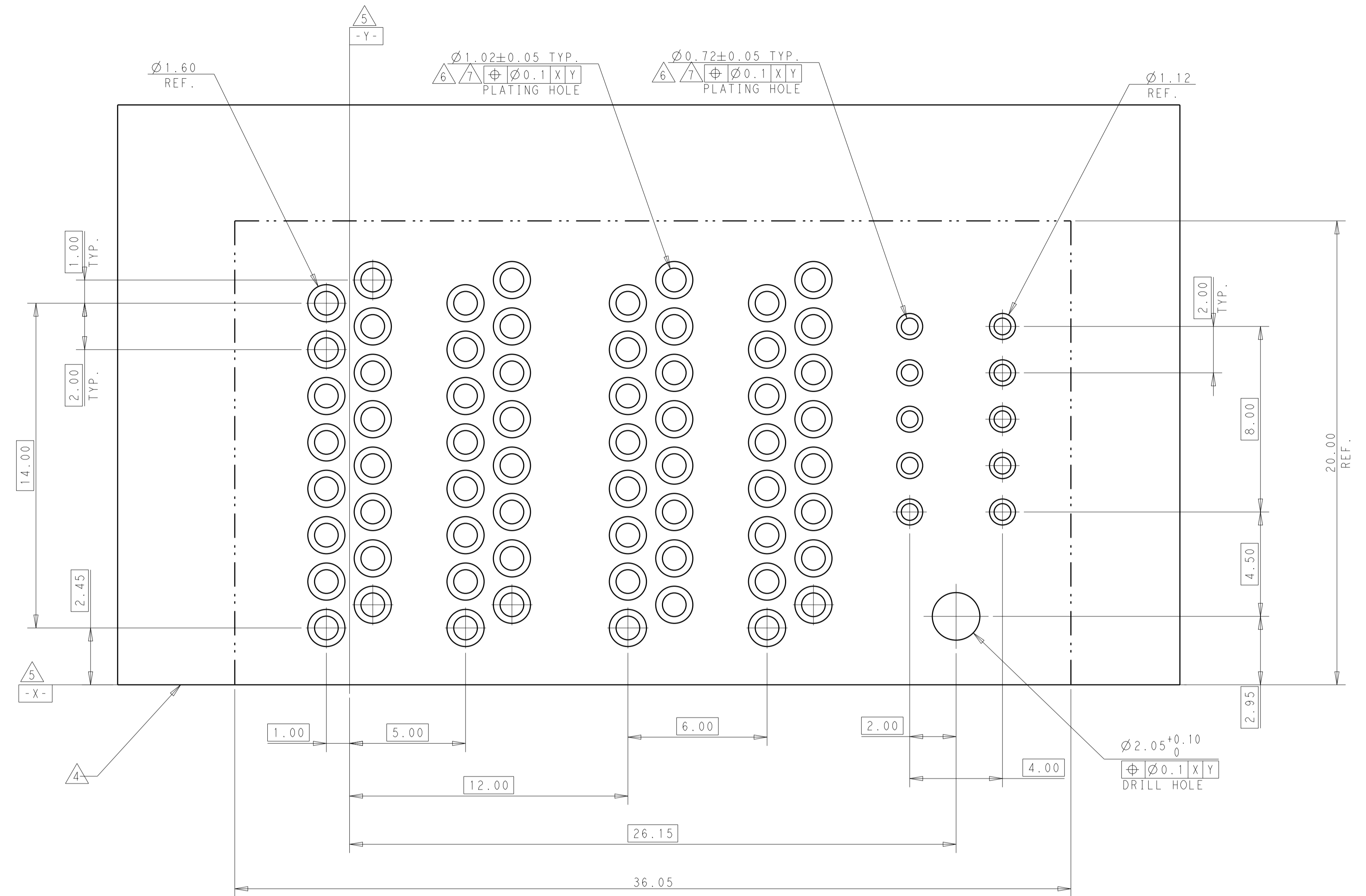
**STE** TE Connectivity

CUSTOMER DRAWING  
 R/A PLUG WITH SINGAL GIDE  
 MULTI-BEAM HD

SIZE: A1 CAGE CODE: - DRAWING NO: C=2204446 RESTRICTED TO: -  
 WEIGHT: -  
 MATERIAL: 2 FINISH: 3

CUSTOMER DRAWING SCALE: 6:1 SHEET 1 OF 5 REV: A1

REVISIONS				
P.	LTN	DESCRIPTION	DATE	APVD
-	-	SEE SHEET 1	-	-



PART NUMBER	POWER				SIGNAL		ROWS
	P1	P2	P3	P4	1	2	
2204446-1	PH	PH	PH	PH			E D C B A
					SH1	SH1	
					SH1	SH1	
					SH1	SH1	

2VP+2VP+10S

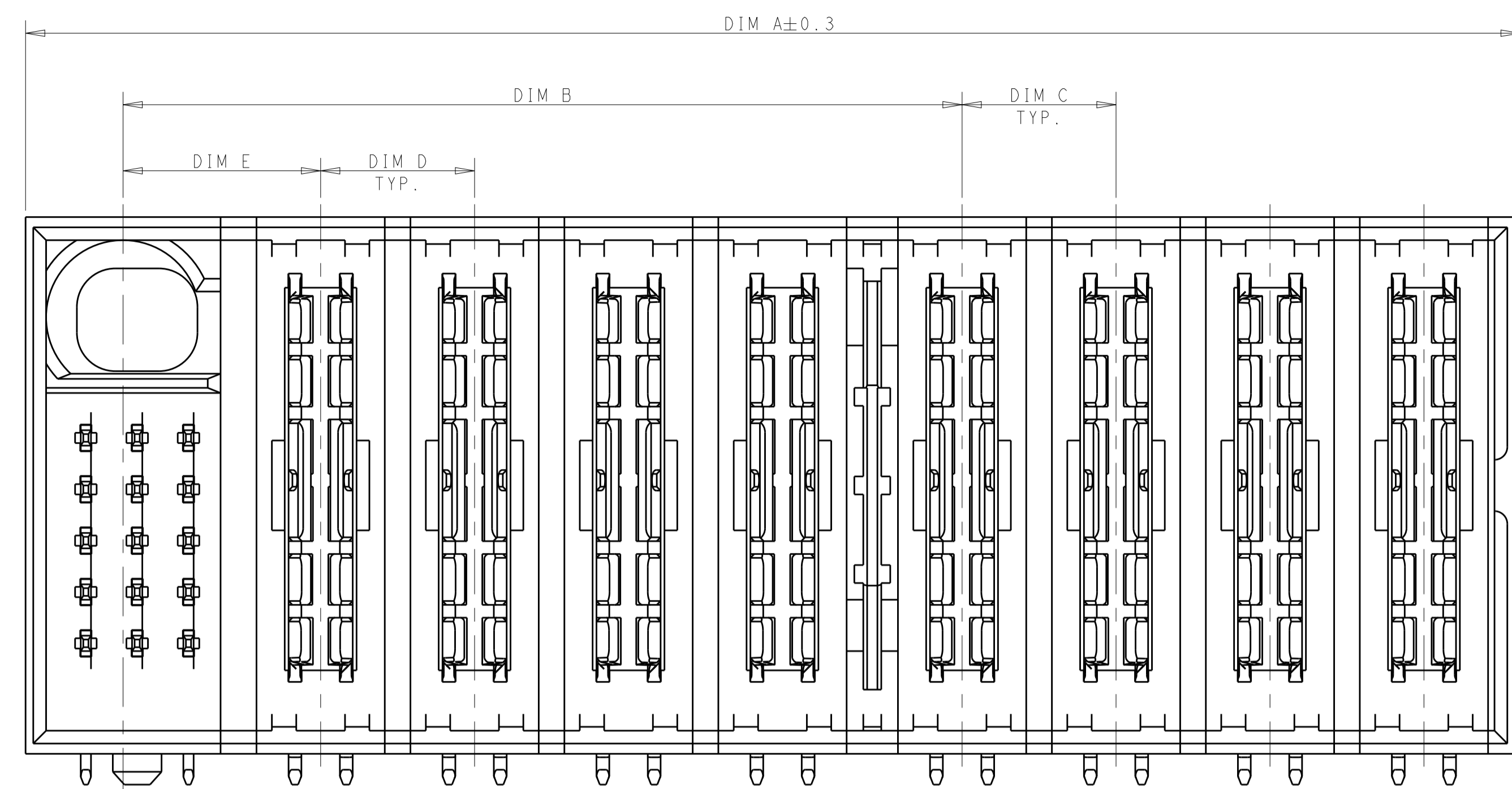
POWER CONTACT PRESS FIT	PH
SIGNAL CONTACT STANDARD PRESS FIT	SH1
SIGNAL CONTACT MLBF PRESS FIT	SH2
SIGNAL CONTACT SPECIAL PRESS FIT	SH3
HP/SIGNAL WITH SINGAL GUIDE	HOUSING
DESCRIPTION	CODE

THIS DRAWING IS A CONTROLLED DOCUMENT.

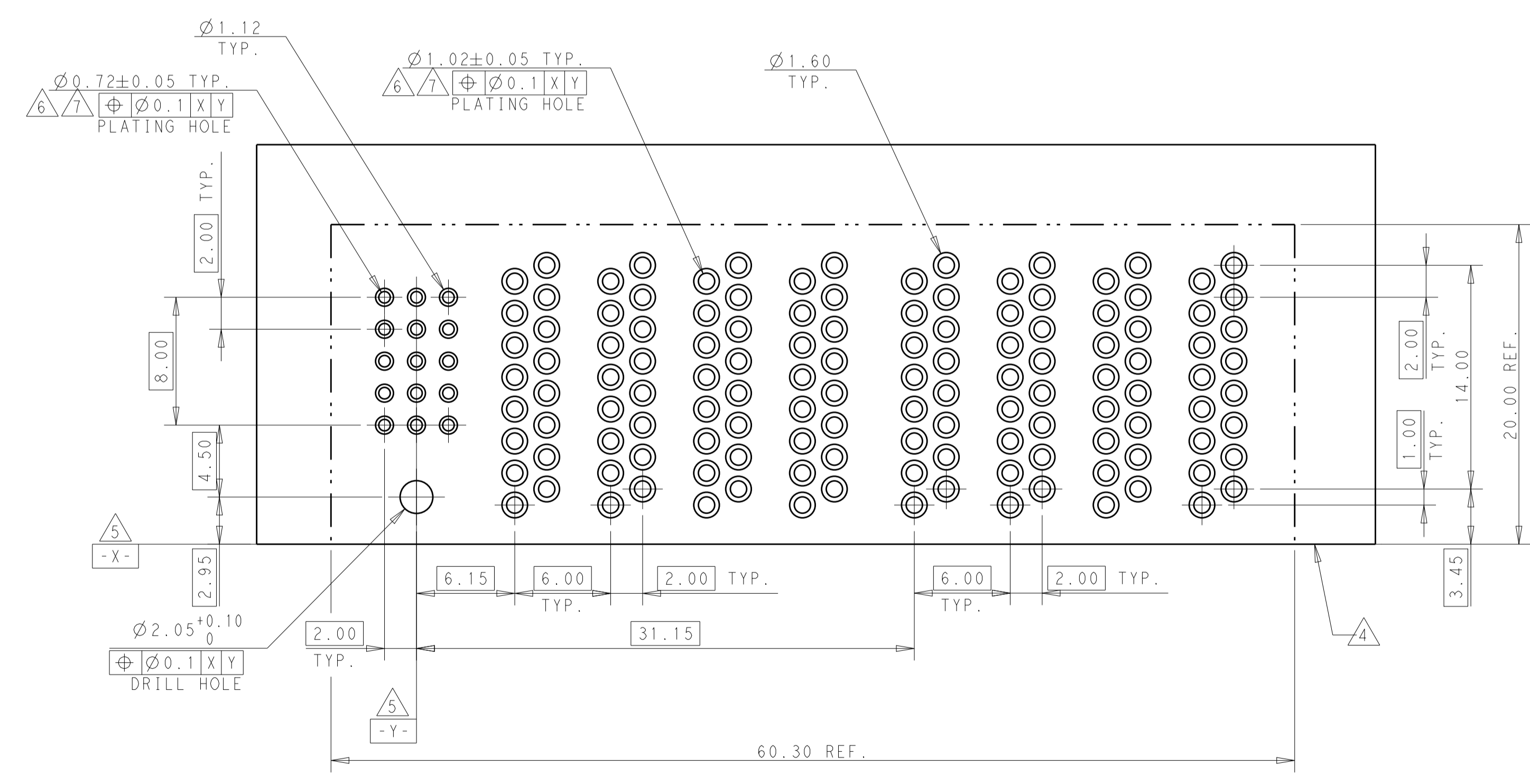
DIMENSIONS:	TOLERANCES UNLESS OTHERWISE SPECIFIED:	DRW: THOMAS_ZHAO 17NOV2014	CHK: SUNY_ZHAO 17NOV2014	APVD: SUNY_ZHAO 17NOV2014	NAME: CUSTOMER DRAWING R/A PLUG WITH SINGAL GUIDE MULTI-BEAM HD
mm	0 PLC ±0.4 2 PLC ±0.25 3 PLC ±0.15 4 PLC ±0.0001	PRODUCT SPEC	APPLICATION SPEC	SIZE: A1	RESTRICTED TO: -
MATERIAL:	FINISH:	WEIGHT:	CAGE CODE: C=2204446	SCALE: 6:1	SHEET 2 OF 5
CUSTOMER DRAWING		REV: A1			

TE Connectivity

REVISIONS				
P.	LTN.	DESCRIPTION	DATE	APPD.
-	-	SEE SHEET 1	-	-

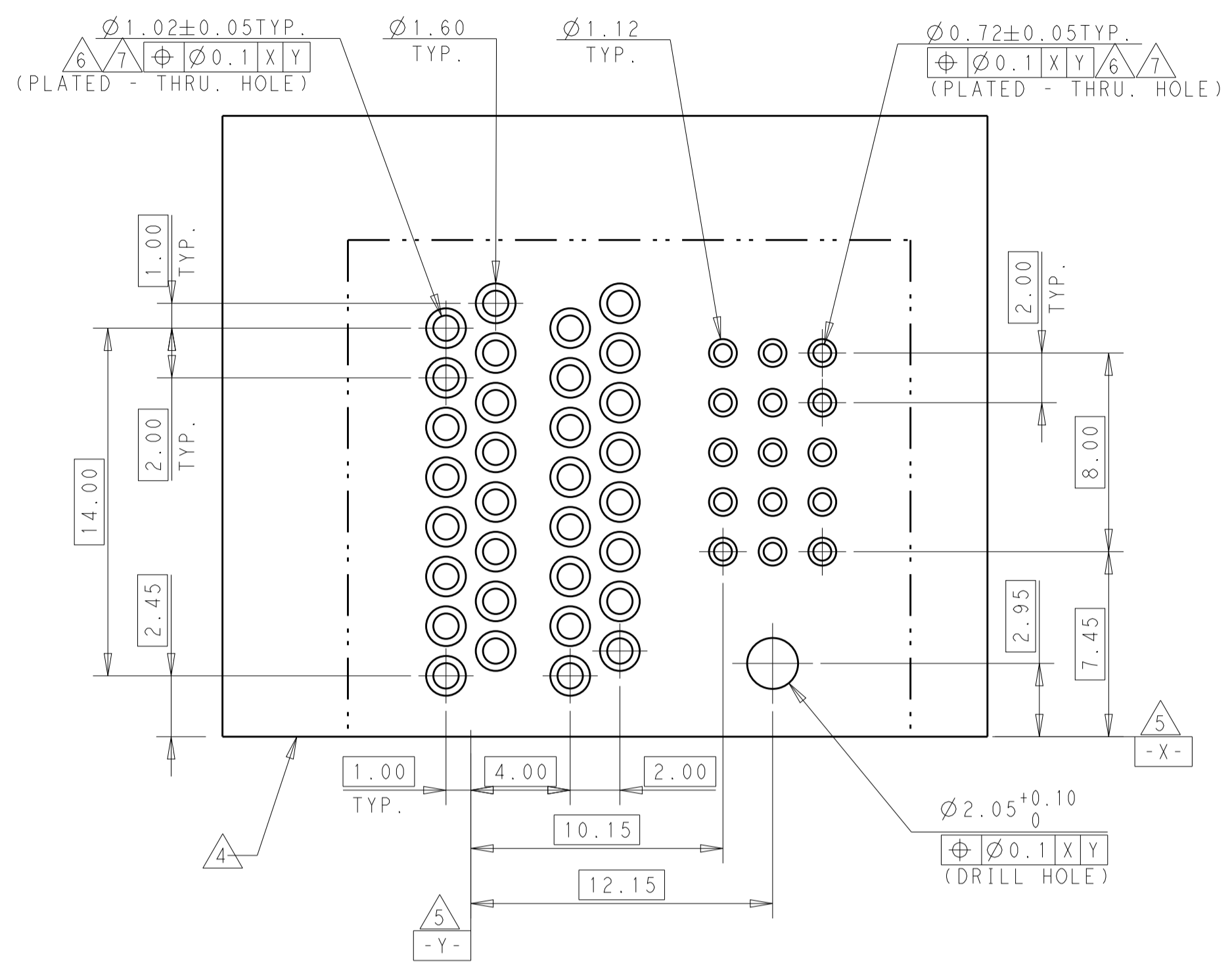


PART NUMBER	ROWS	SIGNAL			POWER							
		1	2	3	P1	P2	P3	P4	P5	P6	P7	P8
2204446-2	E	SH	SH	SH	PH	PH	PH	PH	PH	PH	PH	PH
	D	SH	SH	SH								
	C	SH	SH	SH								
	B	SH	SH	SH								
	A	SH	SH	SH								
15S+4VP+4VP												



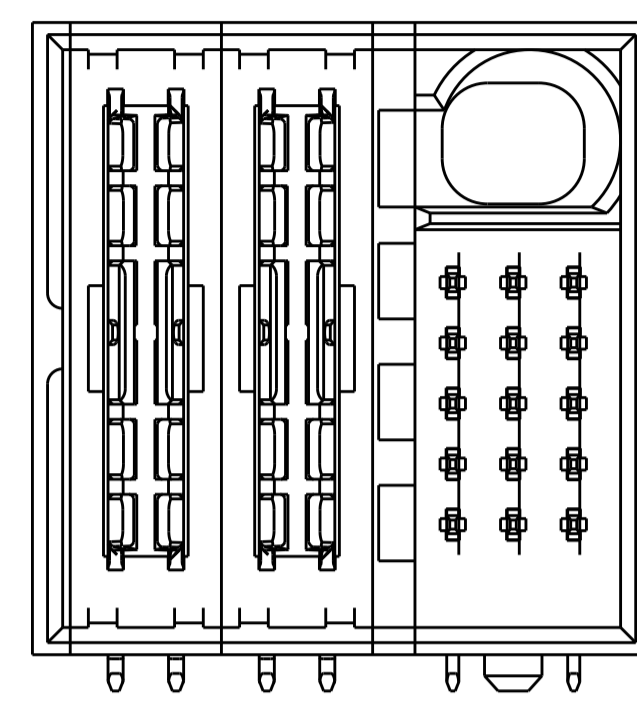
THIS DRAWING IS A CONTROLLED DOCUMENT.		OWN THOMAS_ZHAO 17NOV2014	TE Connectivity
DIMENSIONS: mm		CHK SUNY_ZHAO 17NOV2014	
TOLERANCES UNLESS OTHERWISE SPECIFIED:		APVD SUNY_ZHAO 17NOV2014	NAME CUSTOMER DRAWING
0 PLC ±0.4	1 PLC ±0.4	PRODUCT SPEC	R/A PLUG WITH SINGAL GIDE
2 PLC ±0.25	3 PLC ±0.15	APPLICATION SPEC	MULTI-BEAM HD
4 PLC ±0.0001	ANGLES ±	WEIGHT	SIZE A1
MATERIAL	FINISH	CUSTOMER DRAWING	CAGE CODE DRAWING NO. C=2204446
4805 (3/13)		SCALE 6:1	SHEET 3 OF 5

REVISIONS				
P.	LTN	DESCRIPTION	DATE	APP'D
-	-	SEE SHEET 1	-	-

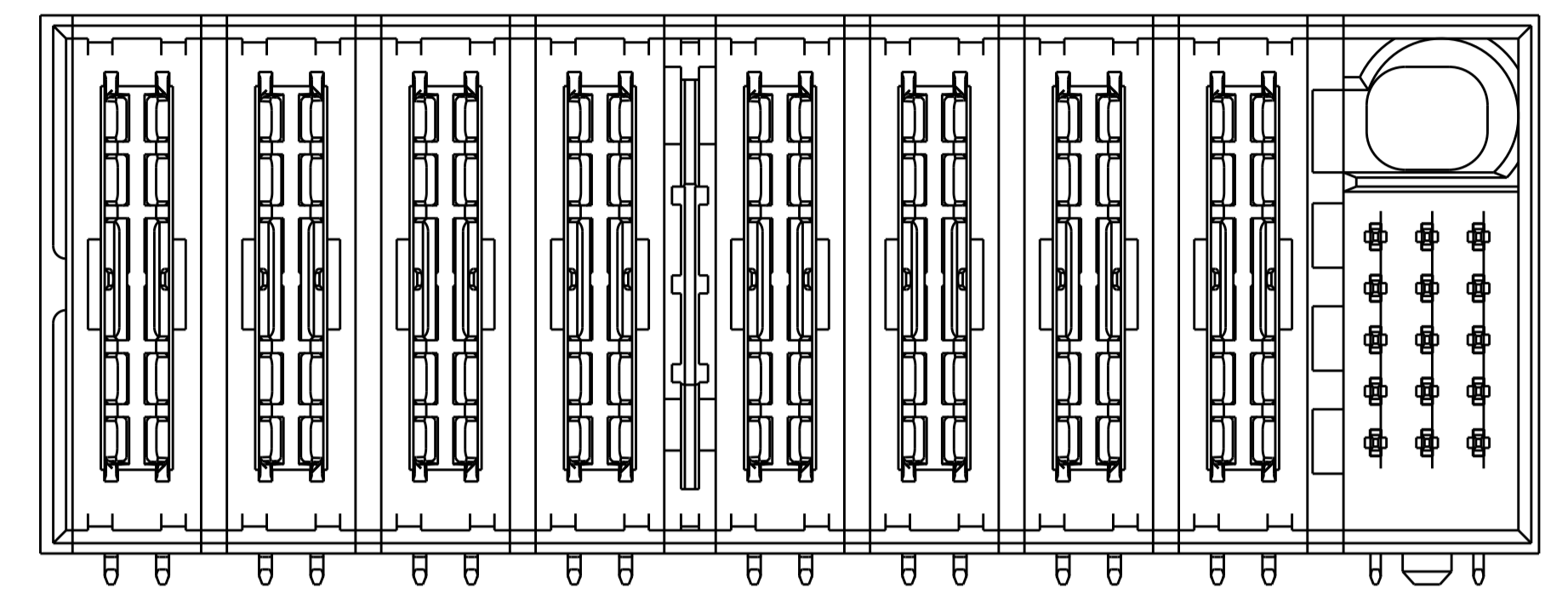


LAYOUT FOR P/N: 2204446-3

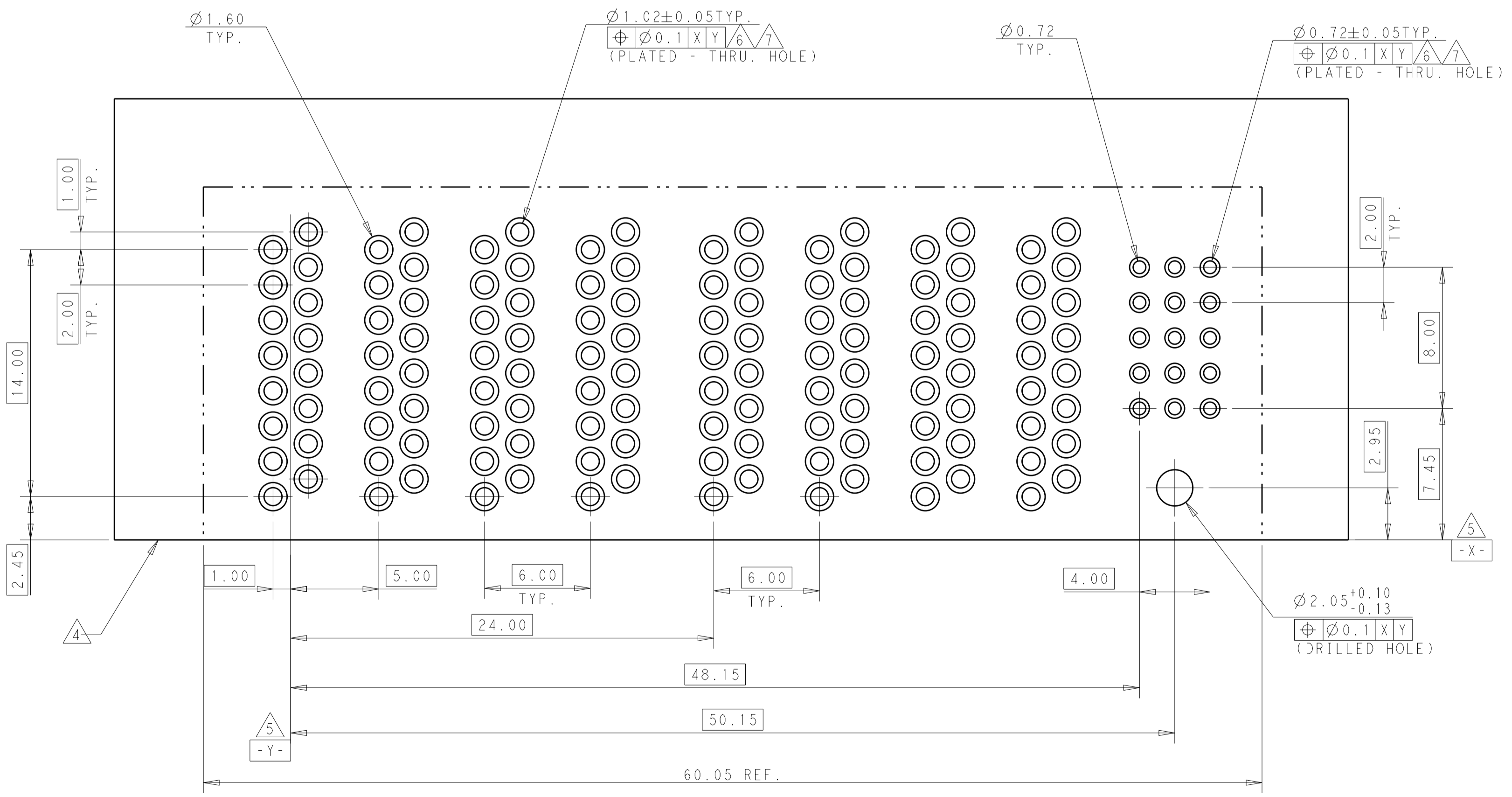
PART NUMBER	POWER		SIGNAL			ROWS
	P1	P2	1	2	3	
2204446-3	PH	PH	SH	SH	SH	E D C B A
2P+15S						



P/N: 2204446-3



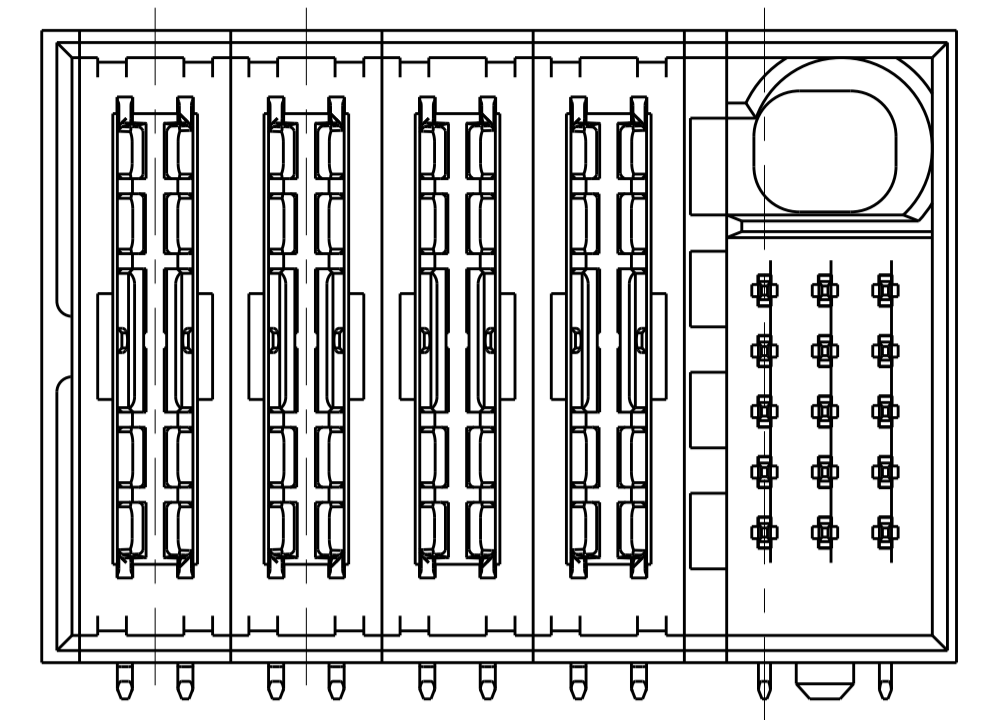
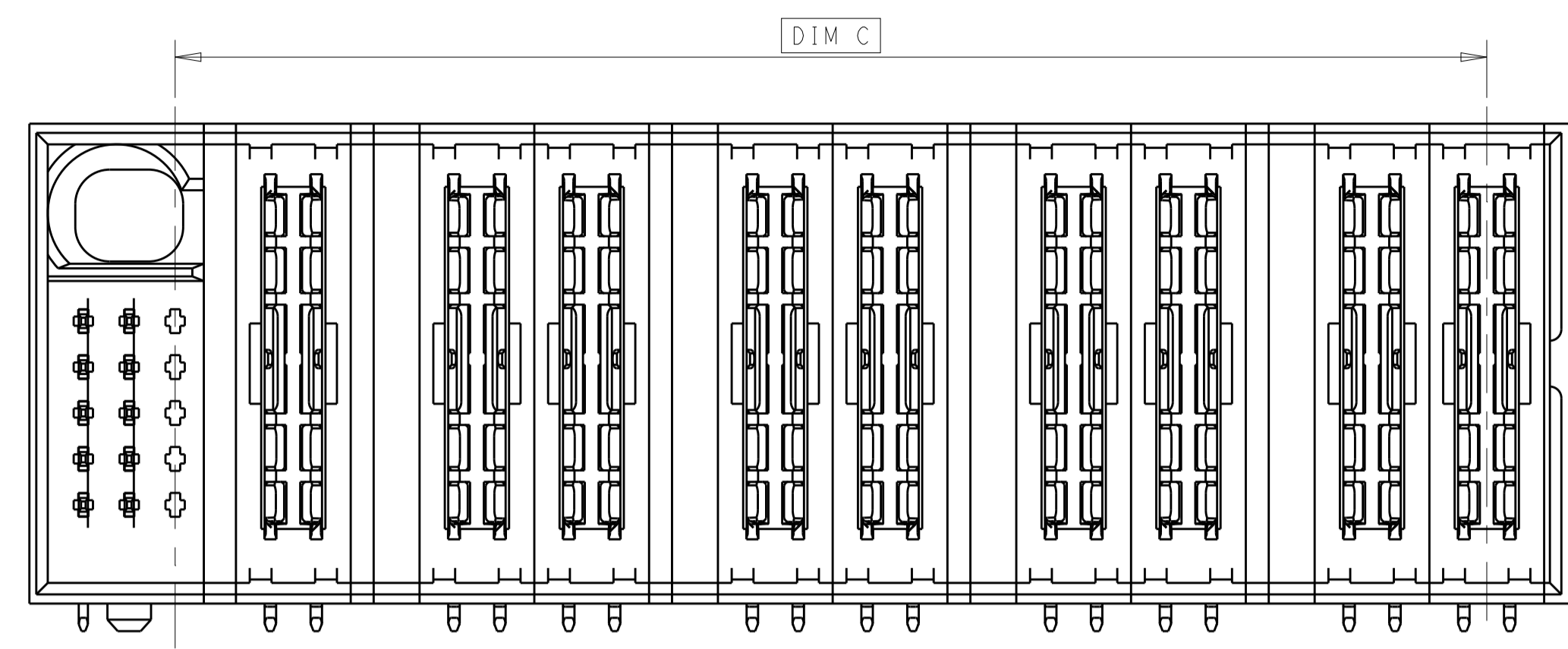
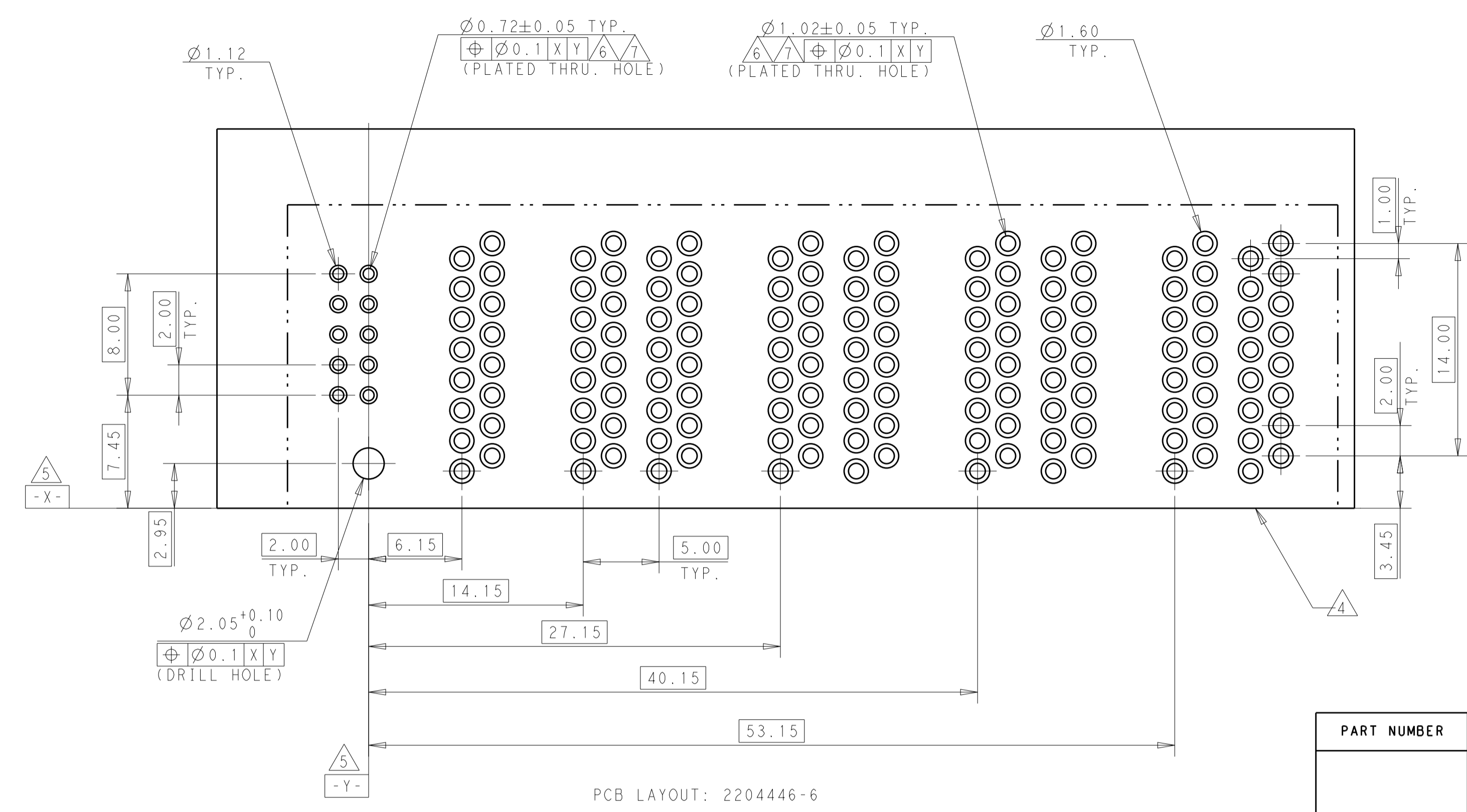
P/N: 2204446-4



PART NUMBER	POWER								SIGNAL			ROWS
	P1	P2	P3	P4	P5	P6	P7	P8	1	2	3	
2204446-4	PH	PH	PH	PH	PH	PH	PH	PH	SH	SH	SH	E D C B A
4VP+4VP+15S												

THIS DRAWING IS A CONTROLLED DOCUMENT.		OWN: THOMAS_ZHAO 17NOV2014	TE Connectivity
DIMENSIONS: mm		CHK: SUNY_ZHAO 17NOV2014	
TOLERANCES UNLESS OTHERWISE SPECIFIED:		APVD: SUNY_ZHAO 17NOV2014	NAME: CUSTOMER DRAWING
0 PLC ±0.4 1 PLC ±0.4 2 PLC ±0.25 3 PLC ±0.15 4 PLC ±0.0001 ANGLES ±0.0001		PRODUCT SPEC	R/A PLUG WITH SIGNAL GUIDE
MATERIAL: -		WEIGHT: -	APPLICATION SPEC
FINISH: -		SIZE: A1	MULTI-BEAM HD
CUSTOMER DRAWING		SCALE: 6:1	RESTRICTED TO
		SHEET: 4 OF 5	

REVISIONS				
P.	LTN.	DESCRIPTION	DATE	OWN. APVD.
-	-	SEE SHEET 1	-	-

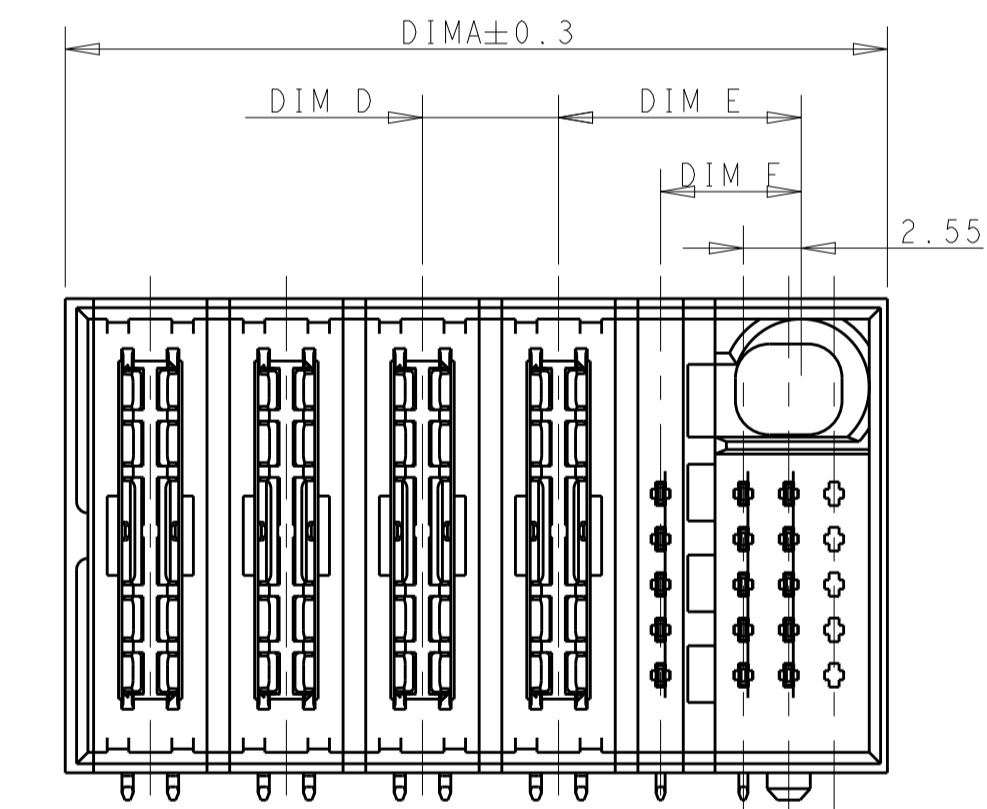
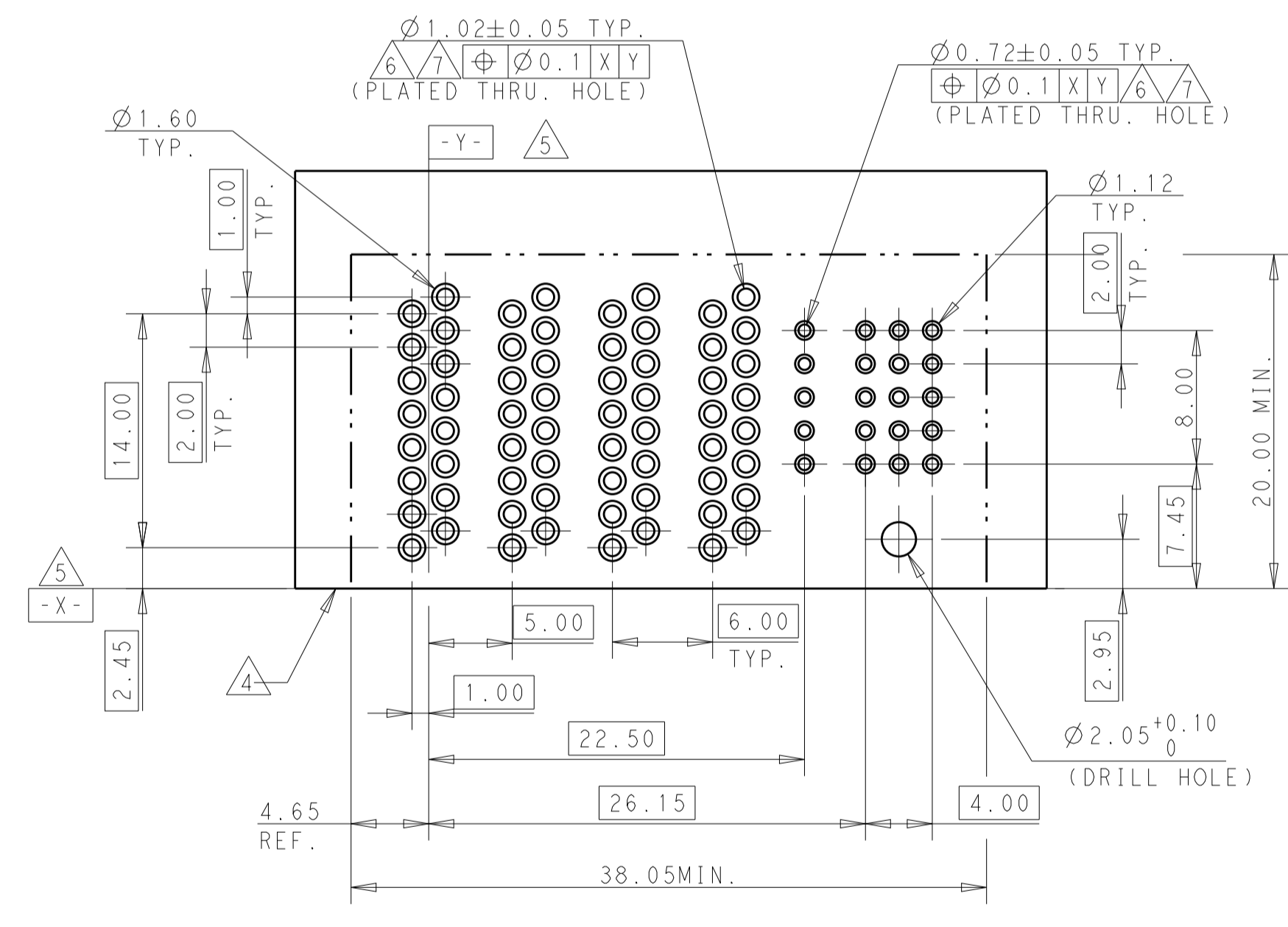
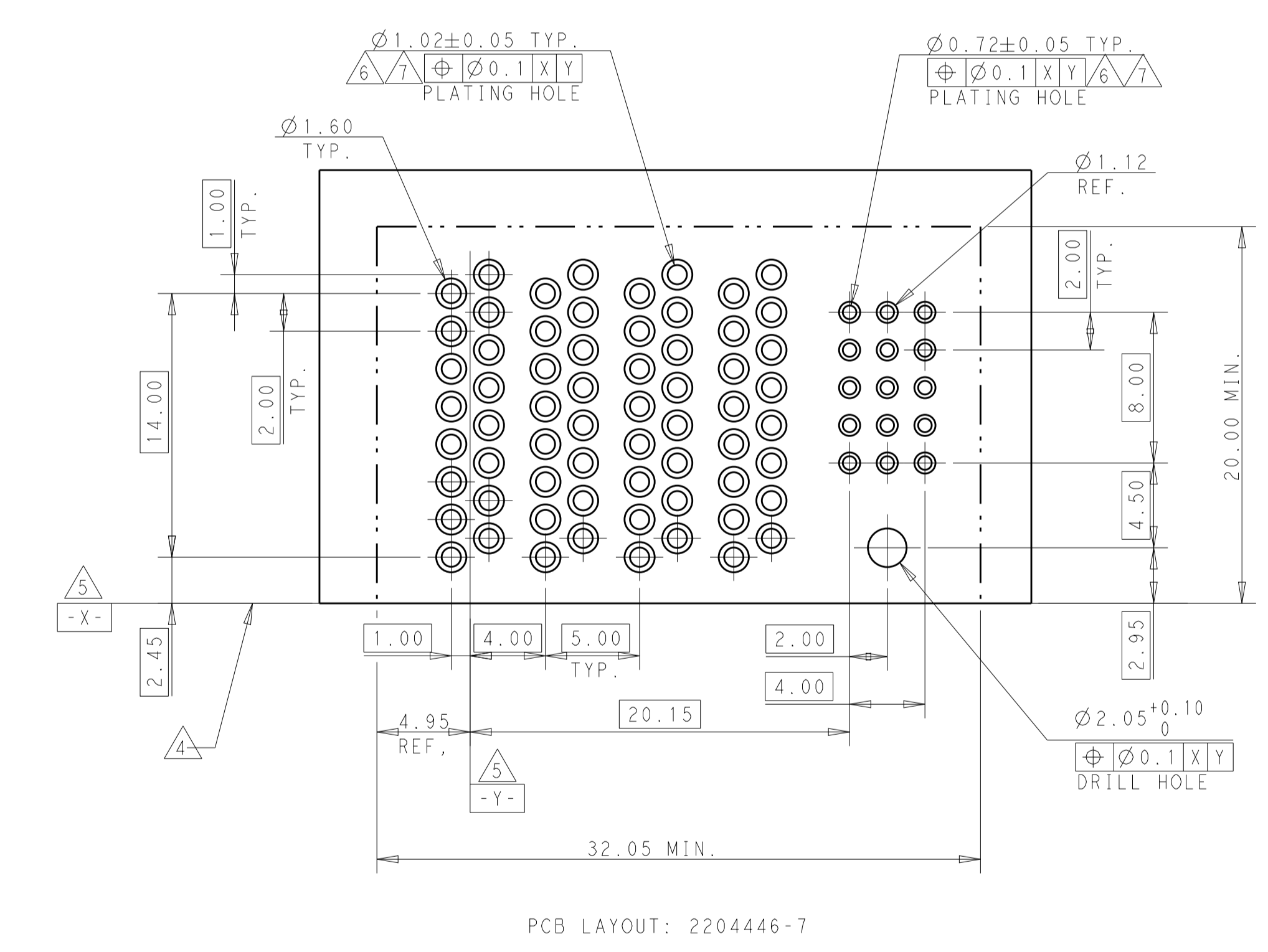


PART NUMBER: 2204446-6

PART NUMBER: 2204446-7

PART NUMBER	ROWS	SIGNAL		POWER										
		1	2	P1	P2	P3	P4	P5	P6	P7	P8	P9		
2204446-6	E	SH	SH	PH	PH	PH	PH	PH	PH	PH	PH	PH	PH	PH
	D	SH	SH											
	C	SH	SH											
	B	SH	SH											
10S+1P+2P+2P+2P+2P														

PART NUMBER	ROWS	POWER				SIGNAL		
		P1	P2	P3	P4	1	2	3
2204446-7	E	PH	PH	PH	PH	SH	SH	SH
	D					SH	SH	SH
	C					SH	SH	SH
	B					SH	SH	SH
4P+15S								



PART NUMBER	ROWS	POWER				SIGNAL			
		P1	P2	P3	P4	1	2	3	4
2204446-8	E	PH	PH	PH	PH	SH	SH	SH	SH
	D					SH	SH	SH	SH
	C					SH	SH	SH	SH
	B					SH	SH	SH	SH
4VP+20S									

PART NUMBER: 2204446-8

THIS DRAWING IS A CONTROLLED DOCUMENT.		OWN: THOMAS ZHAO 17NOV2014	 TE Connectivity
DIMENSIONS: mm		CHK: SUNY ZHAO 17NOV2014	
TOLERANCES UNLESS OTHERWISE SPECIFIED:		APVD: SUNY ZHAO 17NOV2014	
0 PLC ±0.4 1 PLC ±0.4 2 PLC ±0.25 3 PLC ±0.15 4 PLC ±0.001 ANGLES ±0.001		NAME: CUSTOMER DRAWING R/A PLUG WITH SINGAL GIDE MULTI-BEAM HD SIZE: A1 CAGE CODE: - DRAWING NO: C=2204446 RESTRICTED TO: -	
MATERIAL: -		WEIGHT: -	SCALE: 6:1 SHEET: 5 OF 5 REV: A1
CUSTOMER DRAWING			