

FCH041N60E

N-Channel SuperFET® II Easy-Drive MOSFET

600 V, 77 A, 41 mΩ

Features

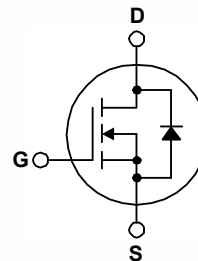

- 650 V @ $T_J = 150^\circ\text{C}$
- Typ. $R_{DS(on)} = 36\text{ m}\Omega$
- Ultra Low Gate Charge (Typ. $Q_g = 285\text{ nC}$)
- Low Effective Output Capacitance (Typ. $C_{oss(eff.)} = 735\text{ pF}$)
- 100% Avalanche Tested
- An Integrated Gate Resistor
- RoHS Compliant

Applications

- LCD / LED / PDP TV Lighting
- Solar Inverter
- AC-DC Power Supply

Description

SuperFET® II MOSFET is Fairchild Semiconductor's brand-new high voltage super-junction (SJ) MOSFET family that is utilizing charge balance technology for outstanding low on-resistance and lower gate charge performance. This technology is tailored to minimize conduction loss, provide superior switching performance, dv/dt rate and higher avalanche energy. Consequently, SuperFET II MOSFET easy-drive series offers slightly slower rise and fall times compared to the SuperFET II MOSFET series. Noted by the "E" part number suffix, this family helps manage EMI issues and allows for easier design implementation. For faster switching in applications where switching losses must be at an absolute minimum, please consider the SuperFET II MOSFET series.



Absolute Maximum Ratings $T_C = 25^\circ\text{C}$ unless otherwise noted.

| Symbol | Parameter | FCH041N60E | Unit |
|----------------|--|--|------------------|
| V_{DSS} | Drain to Source Voltage | 600 | V |
| V_{GSS} | Gate to Source Voltage | - DC | ± 20 |
| | | - AC ($f > 1\text{ Hz}$) | ± 30 |
| I_D | Drain Current | - Continuous ($T_C = 25^\circ\text{C}$) | 77 |
| | | - Continuous ($T_C = 100^\circ\text{C}$) | 48.7 |
| I_{DM} | Drain Current - Pulsed (Note 1) | 231 | A |
| E_{AS} | Single Pulsed Avalanche Energy (Note 2) | 2025 | mJ |
| I_{AR} | Avalanche Current (Note 1) | 15 | A |
| E_{AR} | Repetitive Avalanche Energy (Note 1) | 5.92 | mJ |
| dv/dt | MOSFET dv/dt | 100 | V/ns |
| | Peak Diode Recovery dv/dt (Note 3) | 20 | |
| P_D | Power Dissipation | ($T_C = 25^\circ\text{C}$) | 592 |
| | | - Derate Above 25°C | 4.74 |
| T_J, T_{STG} | Operating and Storage Temperature Range | -55 to +150 | $^\circ\text{C}$ |
| T_L | Maximum Lead Temperature for Soldering, 1/8" from Case for 5 Seconds | 300 | $^\circ\text{C}$ |

Thermal Characteristics

| Symbol | Parameter | FCH041N60E | Unit |
|-----------------|---|------------|--------------------|
| $R_{\theta JC}$ | Thermal Resistance, Junction to Case, Max. | 0.21 | $^\circ\text{C/W}$ |
| $R_{\theta JA}$ | Thermal Resistance, Junction to Ambient, Max. | 40 | |

Package Marking and Ordering Information

| Part Number | Top Mark | Package | Packing Method | Reel Size | Tape Width | Quantity |
|-------------|------------|---------|----------------|-----------|------------|----------|
| FCH041N60E | FCH041N60E | TO-247 | Tube | N/A | N/A | 30 units |

Electrical Characteristics $T_C = 25^\circ\text{C}$ unless otherwise noted.

| Symbol | Parameter | Test Conditions | Min. | Typ. | Max. | Unit |
|--------|-----------|-----------------|------|------|------|------|
|--------|-----------|-----------------|------|------|------|------|

Off Characteristics

| | | | | | | |
|--------------------------------|---|---|-----|------|-----------|---------------------------|
| BV_{DSS} | Drain to Source Breakdown Voltage | $I_D = 10\text{ mA}, V_{GS} = 0\text{ V}, T_C = 25^\circ\text{C}$ | 600 | - | - | V |
| | | $I_D = 10\text{ mA}, V_{GS} = 0\text{ V}, T_C = 150^\circ\text{C}$ | 650 | - | - | |
| $\Delta BV_{DSS} / \Delta T_J$ | Breakdown Voltage Temperature Coefficient | $I_D = 10\text{ mA}$, Referenced to 25°C | - | 0.67 | - | $\text{V}/^\circ\text{C}$ |
| I_{DSS} | Zero Gate Voltage Drain Current | $V_{DS} = 480\text{ V}, V_{GS} = 0\text{ V}$ | - | - | 1 | μA |
| | | $V_{DS} = 480\text{ V}, V_{GS} = 0\text{ V}, T_C = 125^\circ\text{C}$ | - | - | 10 | |
| I_{GSS} | Gate to Body Leakage Current | $V_{GS} = \pm 20\text{ V}, V_{DS} = 0\text{ V}$ | - | - | ± 100 | nA |

On Characteristics

| | | | | | | |
|--------------|--------------------------------------|---|-----|----|-----|------------------|
| $V_{GS(th)}$ | Gate Threshold Voltage | $V_{GS} = V_{DS}, I_D = 250\ \mu\text{A}$ | 2.5 | - | 3.5 | V |
| $R_{DS(on)}$ | Static Drain to Source On Resistance | $V_{GS} = 10\text{ V}, I_D = 39\text{ A}$ | - | 36 | 41 | $\text{m}\Omega$ |
| g_{FS} | Forward Transconductance | $V_{DS} = 20\text{ V}, I_D = 39\text{ A}$ | - | 71 | - | S |

Dynamic Characteristics

| | | | | | | |
|---------------------|-------------------------------|--|---|-------|-------|----------|
| C_{iss} | Input Capacitance | $V_{DS} = 100\text{ V}, V_{GS} = 0\text{ V}, f = 1\text{ MHz}$ | - | 10300 | 13700 | pF |
| C_{oss} | Output Capacitance | | - | 355 | 475 | |
| C_{rss} | Reverse Transfer Capacitance | | - | 4 | 6 | |
| C_{oss} | Output Capacitance | $V_{DS} = 380\text{ V}, V_{GS} = 0\text{ V}, f = 1\text{ MHz}$ | - | 187 | - | pF |
| $C_{oss\text{eff}}$ | Effective Output Capacitance | $V_{DS} = 0\text{ V to } 480\text{ V}, V_{GS} = 0\text{ V}$ | - | 735 | - | pF |
| $Q_{g(tot)}$ | Total Gate Charge at 10V | $V_{DS} = 380\text{ V}, I_D = 39\text{ A}, V_{GS} = 10\text{ V}$ (Note 4) | - | 285 | 380 | nC |
| Q_{gs} | Gate to Source Gate Charge | | - | 45 | - | |
| Q_{gd} | Gate to Drain "Miller" Charge | | - | 105 | - | |
| ESR | Equivalent Series Resistance | $f = 1\text{ MHz}$ | - | 1.2 | - | Ω |

Switching Characteristics

| | | | | | | |
|--------------|---------------------|---|---|-----|-----|----|
| $t_{d(on)}$ | Turn-On Delay Time | $V_{DD} = 380\text{ V}, I_D = 39\text{ A}, V_{GS} = 10\text{ V}, R_G = 4.7\ \Omega$ (Note 4) | - | 50 | 110 | ns |
| t_r | Turn-On Rise Time | | - | 50 | 110 | |
| $t_{d(off)}$ | Turn-Off Delay Time | | - | 320 | 650 | |
| t_f | Turn-Off Fall Time | | - | 85 | 180 | |

Drain-Source Diode Characteristics

| | | | | | | |
|----------|--|---|---|-----|-----|---------------|
| I_S | Maximum Continuous Drain to Source Diode Forward Current | - | - | 77 | A | |
| I_{SM} | Maximum Pulsed Drain to Source Diode Forward Current | - | - | 231 | A | |
| V_{SD} | Drain to Source Diode Forward Voltage | $V_{GS} = 0\text{ V}, I_{SD} = 39\text{ A}$ | - | - | 1.2 | V |
| t_{rr} | Reverse Recovery Time | $V_{GS} = 0\text{ V}, I_{SD} = 39\text{ A}, di_F/dt = 100\text{ A}/\mu\text{s}$ | - | 590 | - | ns |
| Q_{rr} | Reverse Recovery Charge | | - | 18 | - | μC |

Notes:

1. Repetitive rating; pulse-width limited by maximum junction temperature.
2. $I_{AS} = 15\text{ A}, R_G = 25\ \Omega$, starting $T_J = 25^\circ\text{C}$.
3. $I_{SD} \leq 39\text{ A}, di/dt \leq 200\text{ A}/\mu\text{s}, V_{DD} \leq 380\text{ V}$, starting $T_J = 25^\circ\text{C}$.
4. Essentially independent of operating temperature.

Typical Characteristics

Figure 1. On-Region Characteristics

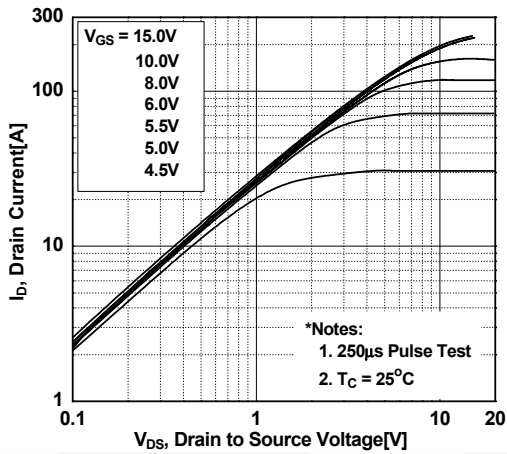


Figure 2. Transfer Characteristics

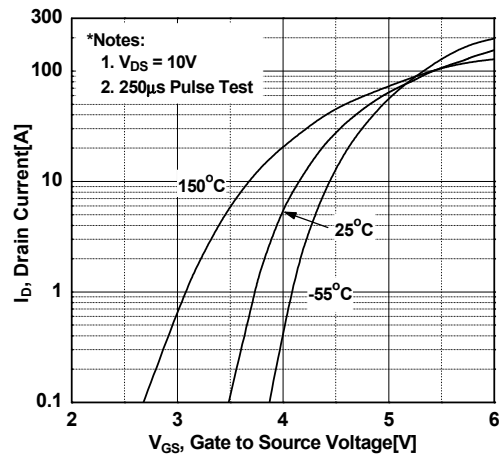


Figure 3. On-Resistance Variation vs. Drain Current and Gate Voltage

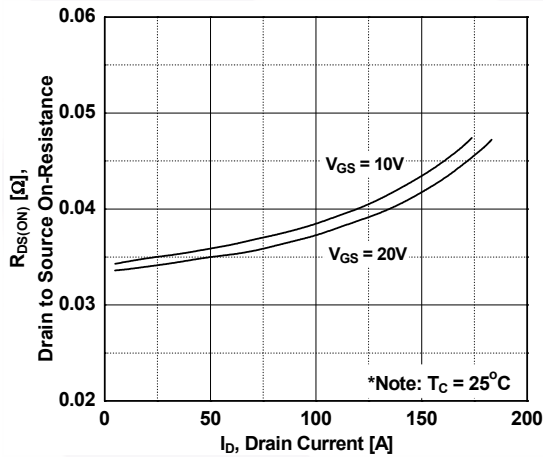


Figure 4. Body Diode Forward Voltage Variation vs. Source Current and Temperature

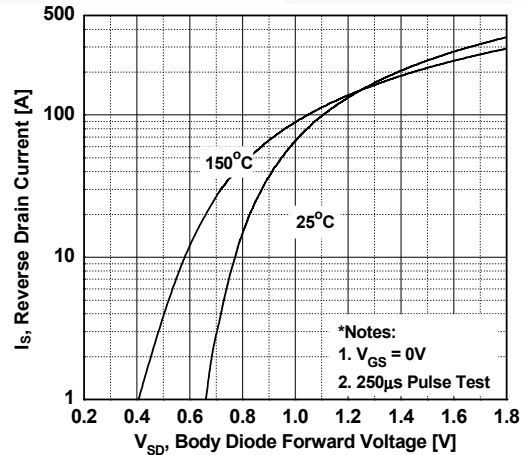


Figure 5. Capacitance Characteristics

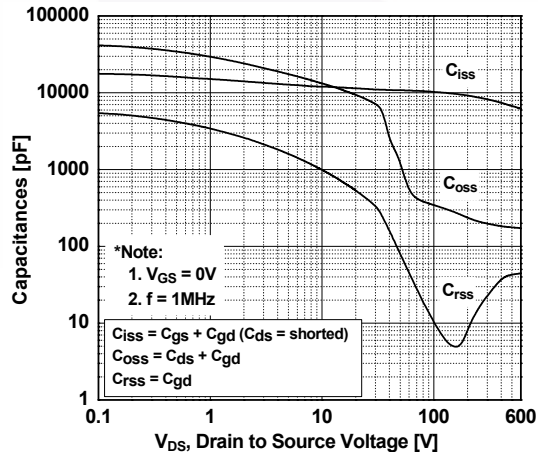
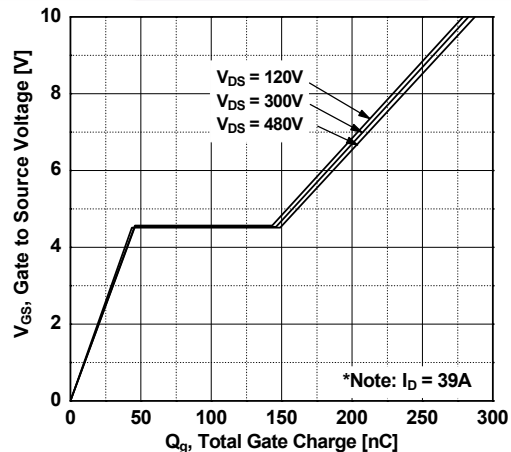


Figure 6. Gate Charge Characteristics



Typical Characteristics (Continued)

Figure 7. Breakdown Voltage Variation vs. Temperature

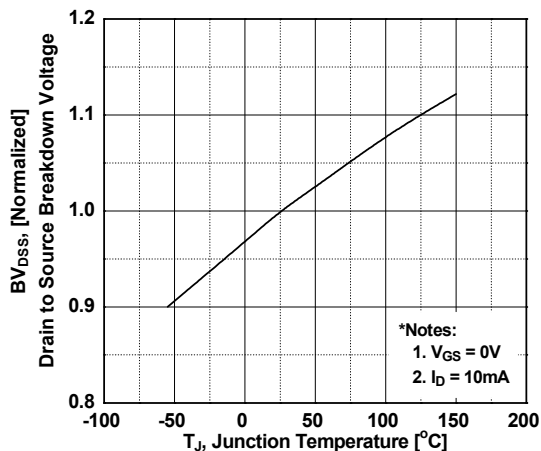


Figure 8. On-Resistance Variation vs. Temperature

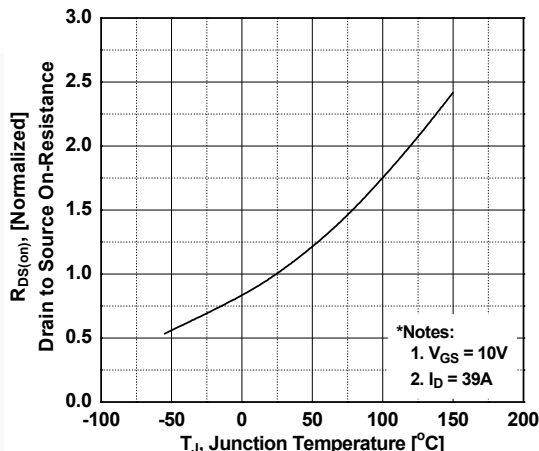


Figure 9. Maximum Safe Operating Area

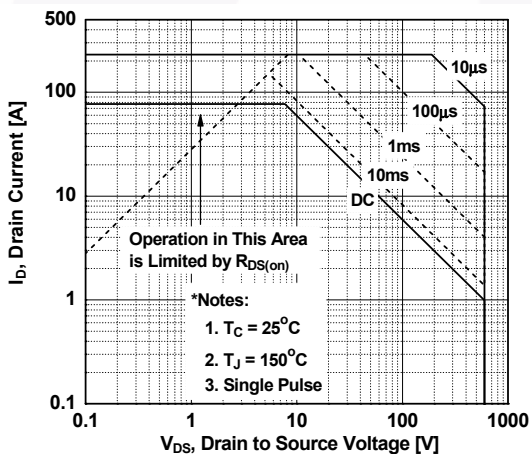


Figure 10. Maximum Drain Current vs. Case Temperature

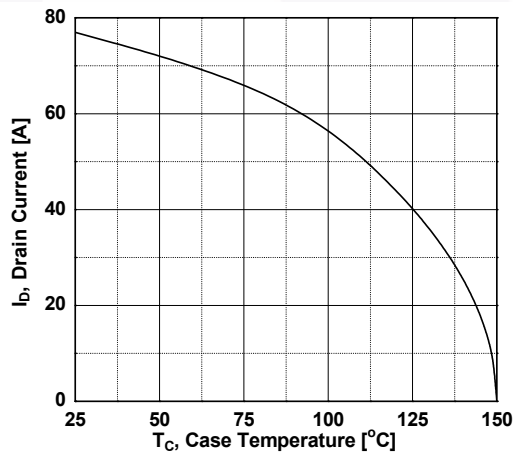
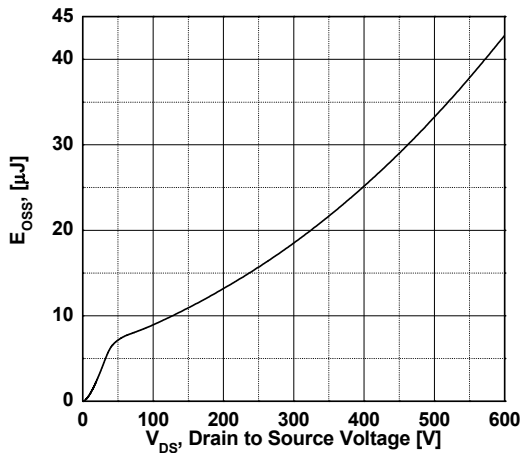


Figure 11. Eoss vs. Drain to Source Voltage



Typical Characteristics (Continued)

Figure 12. Transient Thermal Response Curve

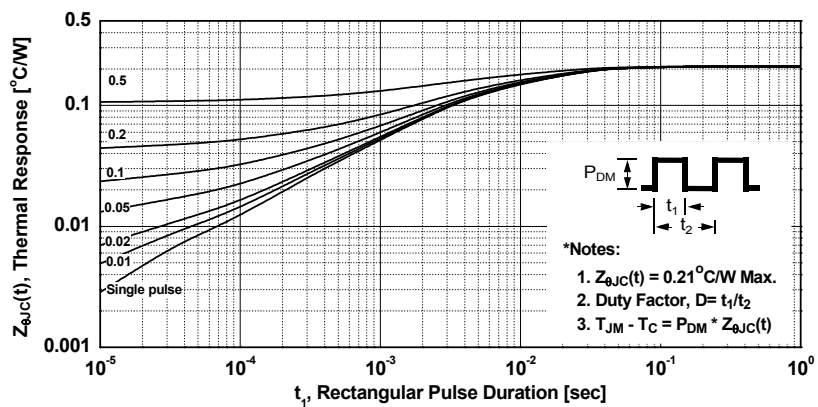




Figure 13. Gate Charge Test Circuit & Waveform



Figure 14. Resistive Switching Test Circuit & Waveforms

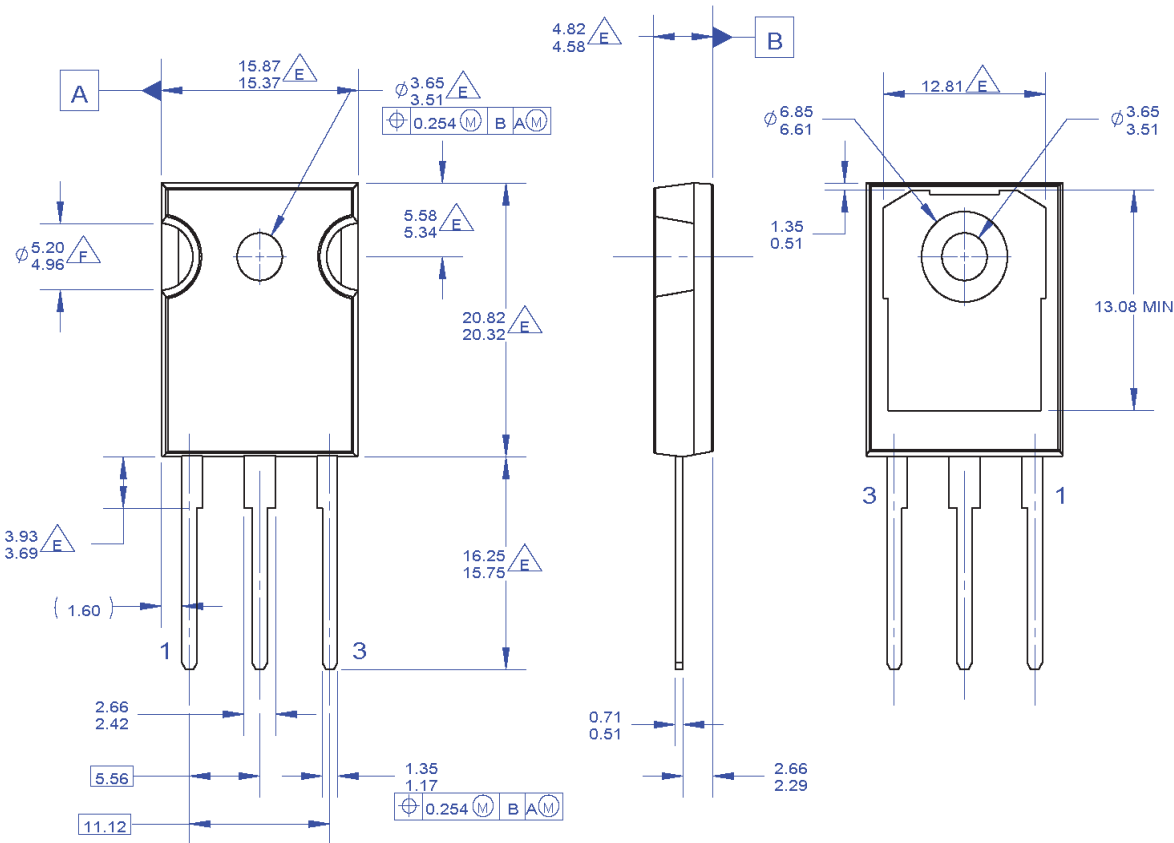


Figure 15. Unclamped Inductive Switching Test Circuit & Waveforms



Figure 16. Peak Diode Recovery dv/dt Test Circuit & Waveforms

Mechanical Dimensions



NOTES: UNLESS OTHERWISE SPECIFIED.

- A. PACKAGE REFERENCE: JEDEC TO-247, ISSUE E, VARIATION AB, DATED JUNE, 2004.
- B. DIMENSIONS ARE EXCLUSIVE OF BURRS, MOLD FLASH, AND TIE BAR EXTRUSIONS.
- C. ALL DIMENSIONS ARE IN MILLIMETERS.
- D. DRAWING CONFORMS TO ASME Y14.5 - 1994

$\triangle E$ DOES NOT COMPLY JEDEC STANDARD VALUE

$\triangle F$ NOTCH MAY BE SQUARE

G. DRAWING FILENAME: MKT-TO247A03_REV03

Figure 17. TO-247, Molded, 3-Lead, Jedec Variation AB

Package drawings are provided as a service to customers considering Fairchild components. Drawings may change in any manner without notice. Please note the revision and/or date on the drawing and contact a Fairchild Semiconductor representative to verify or obtain the most recent revision. Package specifications do not expand the terms of Fairchild's worldwide terms and conditions, specifically the warranty therein, which covers Fairchild products.

Always visit Fairchild Semiconductor's online packaging area for the most recent package drawings:

http://www.fairchildsemi.com/package/packageDetails.html?id=PN_TO247-003



TRADEMARKS

The following includes registered and unregistered trademarks and service marks, owned by Fairchild Semiconductor and/or its global subsidiaries, and is not intended to be an exhaustive list of all such trademarks.

- | | | | |
|--------------------------|-------------------------|---|------------------|
| AccuPower™ | F-PFS™ | PowerTrench® | Sync-Lock™ |
| AX-CAP®* | FRFET® | PowerXS™ | SYSTEM GENERAL®* |
| BitSiC™ | Global Power ResourceSM | Programmable Active Droop™ | TinyBoost® |
| Build it Now™ | GreenBridge™ | QFET® | TinyBuck® |
| CorePLUS™ | Green FPS™ | QS™ | TinyCalc™ |
| CorePOWER™ | Green FPS™ e-Series™ | Quiet Series™ | TinyLogic® |
| CROSSVOLT™ | Gmax™ | RapidConfigure™ | TINYOPTO™ |
| CTL™ | GTO™ | ISOPLANAR™ | TinyPower™ |
| Current Transfer Logic™ | IntelliMAX™ | Marking Small Speakers Sound Louder and Better™ | TinyPWM™ |
| DEUXPEED® | ISOPLANAR™ | MegaBuck™ | TinyWire™ |
| Dual Cool™ | MICROCOUPLER™ | MicroFET™ | TranSiC™ |
| EcoSPARK® | MicroPak™ | MillerDrive™ | TriFault Detect™ |
| EfficientMax™ | MicroPak2™ | MotionMax™ | TRUECURRENT®* |
| ESBC™ | FAST™ | mWSaver® | µSerDes™ |
| F ® | FastvCore™ | OPTOLOGIC® | UHC® |
| Fairchild® | FETBench™ | OPTOPLANAR® | Ultra FRFET™ |
| Fairchild Semiconductor® | FPS™ | PowerTrench® | UniFET™ |
| FACT Quiet Series™ | | PowerXS™ | VCX™ |
| FACT® | | Programmable Active Droop™ | VisualMax™ |
| FAST® | | QFET® | VoltagePlus™ |
| FastvCore™ | | QS™ | XS™ |
| FETBench™ | | Quiet Series™ | |
| FPS™ | | RapidConfigure™ | |
| | | ISOPLANAR™ | |
| | | Marking Small Speakers Sound Louder and Better™ | |
| | | MegaBuck™ | |
| | | MicroFET™ | |
| | | MillerDrive™ | |
| | | MotionMax™ | |
| | | mWSaver® | |
| | | OPTOLOGIC® | |
| | | OPTOPLANAR® | |
| | | PowerTrench® | |
| | | PowerXS™ | |
| | | Programmable Active Droop™ | |
| | | QFET® | |
| | | QS™ | |
| | | Quiet Series™ | |
| | | RapidConfigure™ | |
| | | ISOPLANAR™ | |
| | | Marking Small Speakers Sound Louder and Better™ | |
| | | MegaBuck™ | |
| | | MicroFET™ | |
| | | MillerDrive™ | |
| | | MotionMax™ | |
| | | mWSaver® | |
| | | OPTOLOGIC® | |
| | | OPTOPLANAR® | |
| | | PowerTrench® | |
| | | PowerXS™ | |
| | | Programmable Active Droop™ | |
| | | QFET® | |
| | | QS™ | |
| | | Quiet Series™ | |
| | | RapidConfigure™ | |
| | | ISOPLANAR™ | |
| | | Marking Small Speakers Sound Louder and Better™ | |
| | | MegaBuck™ | |
| | | MicroFET™ | |
| | | MillerDrive™ | |
| | | MotionMax™ | |
| | | mWSaver® | |
| | | OPTOLOGIC® | |
| | | OPTOPLANAR® | |
| | | PowerTrench® | |
| | | PowerXS™ | |
| | | Programmable Active Droop™ | |
| | | QFET® | |
| | | QS™ | |
| | | Quiet Series™ | |
| | | RapidConfigure™ | |
| | | ISOPLANAR™ | |
| | | Marking Small Speakers Sound Louder and Better™ | |
| | | MegaBuck™ | |
| | | MicroFET™ | |
| | | MillerDrive™ | |
| | | MotionMax™ | |
| | | mWSaver® | |
| | | OPTOLOGIC® | |
| | | OPTOPLANAR® | |
| | | PowerTrench® | |
| | | PowerXS™ | |
| | | Programmable Active Droop™ | |
| | | QFET® | |
| | | QS™ | |
| | | Quiet Series™ | |
| | | RapidConfigure™ | |
| | | ISOPLANAR™ | |
| | | Marking Small Speakers Sound Louder and Better™ | |
| | | MegaBuck™ | |
| | | MicroFET™ | |
| | | MillerDrive™ | |
| | | MotionMax™ | |
| | | mWSaver® | |
| | | OPTOLOGIC® | |
| | | OPTOPLANAR® | |
| | | PowerTrench® | |
| | | PowerXS™ | |
| | | Programmable Active Droop™ | |
| | | QFET® | |
| | | QS™ | |
| | | Quiet Series™ | |
| | | RapidConfigure™ | |
| | | ISOPLANAR™ | |
| | | Marking Small Speakers Sound Louder and Better™ | |
| | | MegaBuck™ | |
| | | MicroFET™ | |
| | | MillerDrive™ | |
| | | MotionMax™ | |
| | | mWSaver® | |
| | | OPTOLOGIC® | |
| | | OPTOPLANAR® | |
| | | PowerTrench® | |
| | | PowerXS™ | |
| | | Programmable Active Droop™ | |
| | | QFET® | |
| | | QS™ | |
| | | Quiet Series™ | |
| | | RapidConfigure™ | |
| | | ISOPLANAR™ | |
| | | Marking Small Speakers Sound Louder and Better™ | |
| | | MegaBuck™ | |
| | | MicroFET™ | |
| | | MillerDrive™ | |
| | | MotionMax™ | |
| | | mWSaver® | |
| | | OPTOLOGIC® | |
| | | OPTOPLANAR® | |
| | | PowerTrench® | |
| | | PowerXS™ | |
| | | Programmable Active Droop™ | |
| | | QFET® | |
| | | QS™ | |
| | | Quiet Series™ | |
| | | RapidConfigure™ | |
| | | ISOPLANAR™ | |
| | | Marking Small Speakers Sound Louder and Better™ | |
| | | MegaBuck™ | |
| | | MicroFET™ | |
| | | MillerDrive™ | |
| | | MotionMax™ | |
| | | mWSaver® | |
| | | OPTOLOGIC® | |
| | | OPTOPLANAR® | |
| | | PowerTrench® | |
| | | PowerXS™ | |
| | | Programmable Active Droop™ | |
| | | QFET® | |
| | | QS™ | |
| | | Quiet Series™ | |
| | | RapidConfigure™ | |
| | | ISOPLANAR™ | |
| | | Marking Small Speakers Sound Louder and Better™ | |
| | | MegaBuck™ | |
| | | MicroFET™ | |
| | | MillerDrive™ | |
| | | MotionMax™ | |
| | | mWSaver® | |
| | | OPTOLOGIC® | |
| | | OPTOPLANAR® | |
| | | PowerTrench® | |
| | | PowerXS™ | |
| | | Programmable Active Droop™ | |
| | | QFET® | |
| | | QS™ | |
| | | Quiet Series™ | |
| | | RapidConfigure™ | |
| | | ISOPLANAR™ | |
| | | Marking Small Speakers Sound Louder and Better™ | |
| | | MegaBuck™ | |
| | | MicroFET™ | |
| | | MillerDrive™ | |
| | | MotionMax™ | |
| | | mWSaver® | |
| | | OPTOLOGIC® | |
| | | OPTOPLANAR® | |
| | | PowerTrench® | |
| | | PowerXS™ | |
| | | Programmable Active Droop™ | |
| | | QFET® | |
| | | QS™ | |
| | | Quiet Series™ | |
| | | RapidConfigure™ | |
| | | ISOPLANAR™ | |
| | | Marking Small Speakers Sound Louder and Better™ | |
| | | MegaBuck™ | |
| | | MicroFET™ | |
| | | MillerDrive™ | |
| | | MotionMax™ | |
| | | mWSaver® | |
| | | OPTOLOGIC® | |
| | | OPTOPLANAR® | |
| | | PowerTrench® | |
| | | PowerXS™ | |
| | | Programmable Active Droop™ | |
| | | QFET® | |
| | | QS™ | |
| | | Quiet Series™ | |
| | | RapidConfigure™ | |
| | | ISOPLANAR™ | |
| | | Marking Small Speakers Sound Louder and Better™ | |
| | | MegaBuck™ | |
| | | MicroFET™ | |
| | | MillerDrive™ | |
| | | MotionMax™ | |
| | | mWSaver® | |
| | | OPTOLOGIC® | |
| | | OPTOPLANAR® | |
| | | PowerTrench® | |
| | | PowerXS™ | |
| | | Programmable Active Droop™ | |
| | | QFET® | |
| | | QS™ | |
| | | Quiet Series™ | |
| | | RapidConfigure™ | |
| | | ISOPLANAR™ | |
| | | Marking Small Speakers Sound Louder and Better™ | |
| | | MegaBuck™ | |
| | | MicroFET™ | |
| | | MillerDrive™ | |
| | | MotionMax™ | |
| | | mWSaver® | |
| | | OPTOLOGIC® | |
| | | OPTOPLANAR® | |
| | | PowerTrench® | |
| | | PowerXS™ | |
| | | Programmable Active Droop™ | |
| | | QFET® | |
| | | QS™ | |
| | | Quiet Series™ | |
| | | RapidConfigure™ | |
| | | ISOPLANAR™ | |
| | | Marking Small Speakers Sound Louder and Better™ | |
| | | MegaBuck™ | |
| | | MicroFET™ | |
| | | MillerDrive™ | |
| | | MotionMax™ | |
| | | mWSaver® | |
| | | OPTOLOGIC® | |
| | | OPTOPLANAR® | |
| | | PowerTrench® | |
| | | PowerXS™ | |
| | | Programmable Active Droop™ | |
| | | QFET® | |
| | | QS™ | |
| | | Quiet Series™ | |
| | | RapidConfigure™ | |
| | | ISOPLANAR™ | |
| | | Marking Small Speakers Sound Louder and Better™ | |
| | | MegaBuck™ | |
| | | MicroFET™ | |
| | | MillerDrive™ | |
| | | MotionMax™ | |
| | | mWSaver® | |
| | | OPTOLOGIC® | |
| | | OPTOPLANAR® | |
| | | PowerTrench® | |
| | | PowerXS™ | |
| | | Programmable Active Droop™ | |
| | | QFET® | |
| | | QS™ | |
| | | Quiet Series™ | |
| | | RapidConfigure™ | |
| | | ISOPLANAR™ | |
| | | Marking Small Speakers Sound Louder and Better™ | |
| | | MegaBuck™ | |
| | | MicroFET™ | |
| | | MillerDrive™ | |
| | | MotionMax™ | |
| | | mWSaver® | |
| | | OPTOLOGIC® | |
| | | OPTOPLANAR® | |
| | | PowerTrench® | |
| | | PowerXS™ | |
| | | Programmable Active Droop™ | |
| | | QFET® | |
| | | QS™ | |
| | | Quiet Series™ | |
| | | RapidConfigure™ | |
| | | ISOPLANAR™ | |
| | | Marking Small Speakers Sound Louder and Better™ | |
| | | MegaBuck™ | |
| | | MicroFET™ | |
| | | MillerDrive™ | |
| | | MotionMax™ | |
| | | mWSaver® | |
| | | OPTOLOGIC® | |
| | | OPTOPLANAR® | |
| | | PowerTrench® | |
| | | PowerXS™ | |
| | | Programmable Active Droop™ | |
| | | QFET® | |
| | | QS™ | |
| | | Quiet Series™ | |
| | | RapidConfigure™ | |
| | | ISOPLANAR™ | |
| | | Marking Small Speakers Sound Louder and Better™ | |
| | | MegaBuck™ | |
| | | MicroFET™ | |
| | | MillerDrive™ | |
| | | MotionMax™ | |
| | | mWSaver® | |
| | | OPTOLOGIC® | |
| | | OPTOPLANAR® | |
| | | PowerTrench® | |
| | | PowerXS™ | |
| | | Programmable Active Droop™ | |
| | | QFET® | |
| | | QS™ | |
| | | Quiet Series™ | |
| | | RapidConfigure™ | |
| | | ISOPLANAR™ | |
| | | Marking Small Speakers Sound Louder and Better™ | |
| | | MegaBuck™ | |
| | | MicroFET™ | |
| | | MillerDrive™ | |
| | | MotionMax™ | |
| | | mWSaver® | |
| | | OPTOLOGIC® | |
| | | OPTOPLANAR® | |
| | | PowerTrench® | |
| | | PowerXS™ | |
| | | Programmable Active Droop™ | |
| | | QFET® | |
| | | QS™ | |
| | | Quiet Series™ | |
| | | RapidConfigure™ | |
| | | ISOPLANAR™ | |
| | | Marking Small Speakers Sound Louder and Better™ | |
| | | MegaBuck™ | |
| | | MicroFET™ | |
| | | MillerDrive™ | |
| | | MotionMax™ | |
| | | mWSaver® | |
| | | OPTOLOGIC® | |
| | | OPTOPLANAR® | |
| | | PowerTrench® | |
| | | PowerXS™ | |
| | | Programmable Active Droop™ | |
| | | QFET® | |
| | | QS™ | |
| | | Quiet Series™ | |
| | | RapidConfigure™ | |
| | | ISOPLANAR™ | |
| | | Marking Small Speakers Sound Louder and Better™ | |
| | | MegaBuck™ | |
| | | MicroFET™ | |
| | | MillerDrive™ | |
| | | MotionMax™ | |
| | | mWSaver® | |
| | | OPTOLOGIC® | |
| | | OPTOPLANAR® | |
| | | PowerTrench® | |
| | | PowerXS™ | |
| | | Programmable Active Droop™ | |
| | | QFET® | |
| | | QS™ | |
| | | Quiet Series™ | |
| | | RapidConfigure™ | |
| | | ISOPLANAR™ | |
| | | Marking Small Speakers Sound Louder and Better™ | |
| | | MegaBuck™ | |
| | | MicroFET™ | |
| | | MillerDrive™ | |
| | | MotionMax™ | |
| | | mWSaver® | |
| | | OPTOLOGIC® | |
| | | | |