


Dual Common Cathode Schottky Rectifier

FEATURES

- Low power loss, high efficiency
- Guardring for overvoltage protection
- High surge current capability
- Compliant to RoHS Directive 2011/65/EU and in accordance to WEEE 2002/96/EC
- Halogen-free according to IEC 61249-2-21 definition



MECHANICAL DATA

Case: ITO-220AB

Molding compound, UL flammability classification rating 94V-0

Packing code with suffix "G" means green compound (halogen-free)

Terminal: Matte tin plated leads, solderable per JESD22-B102

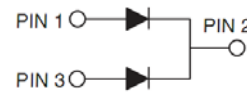
Meet JESD 201 class 1A whisker test

Polarity: As marked

Mounting torque: 0.56 Nm max.

Weight: 1.7 g (approximately)

ITO-220AB



MAXIMUM RATINGS AND ELECTRICAL CHARACTERISTICS (T_A=25°C unless otherwise noted)

PARAMETER	SYMBOL	MBRF 3045 CT-Y	MBRF 3060 CT-Y	MBRF 3080 CT-Y	MBRF 30100 CT-Y	MBRF 30150 CT-Y	MBRF 30200 CT-Y	UNIT
Marking code		MBRF 3045CT	MBRF 3060CT	MBRF 3080CT	MBRF 30100CT	MBRF 30150CT	MBRF 30200CT	
Maximum repetitive peak reverse voltage	V _{RRM}	45	60	80	100	150	200	V
Maximum RMS voltage	V _{RMS}	31	42	56	70	105	140	V
Maximum DC blocking voltage	V _{DC}	45	60	80	100	150	200	V
Maximum average forward rectified current	I _{F(AV)}	30						A
Peak repetitive forward current (Rated VR, Square wave, 20KHz)	I _{FRM}	30						A
Peak forward surge current, 8.3 ms single half sine-wave superimposed on rated load	I _{FSM}	200						A
Peak repetitive reverse surge current (Note 1)	I _{RRM}	1		0.5			A	
Maximum instantaneous forward voltage (Note 2) I _F =15A, T _J =25°C I _F =15A, T _J =125°C I _F =30A, T _J =25°C I _F =30A, T _J =125°C	V _F	0.70 0.60 0.82 0.73	0.78 0.68 0.90 0.78	0.85 0.72 0.94 0.82		0.95 0.80 1.05 0.92		V
Maximum reverse current @ rated VR T _J =25 °C T _J =125 °C	I _R	0.2						mA
		40	15	10				
Voltage rate of change (Rated V _R)	dV/dt	10000						V/μs
Typical thermal resistance	R _{θJC}	4						°C/W
Operating junction temperature range	T _J	- 55 to +150						°C
Storage temperature range	T _{STG}	- 55 to +150						°C

Note 1: t_p = 2.0 μs, 1.0KHz

Note 2: Pulse test with PW=300μs, 1% duty cycle

ORDERING INFORMATION				
PART NO.	PACKING CODE	PACKING CODE SUFFIX	PACKAGE	PACKING
MBRF30xxCT-Y (Note 1)	C0	G	ITO-220AB	50 / Tube

Note 1: "xx" defines voltage from 45V (MBRF3045CT-Y) to 200V (MBRF30200CT-Y)

EXAMPLE				
PREFERRED P/N	PART NO.	PACKING CODE	PACKING CODE SUFFIX	DESCRIPTION
MBRF3060CT-Y C0	MBRF3060CT-Y	C0		
MBRF3060CT-Y C0G	MBRF3060CT-Y	C0	G	Green compound

RATINGS AND CHARACTERISTICS CURVES

($T_A=25^\circ\text{C}$ unless otherwise noted)

FIG. 1 FORWARD CURRENT DERATING CURVE

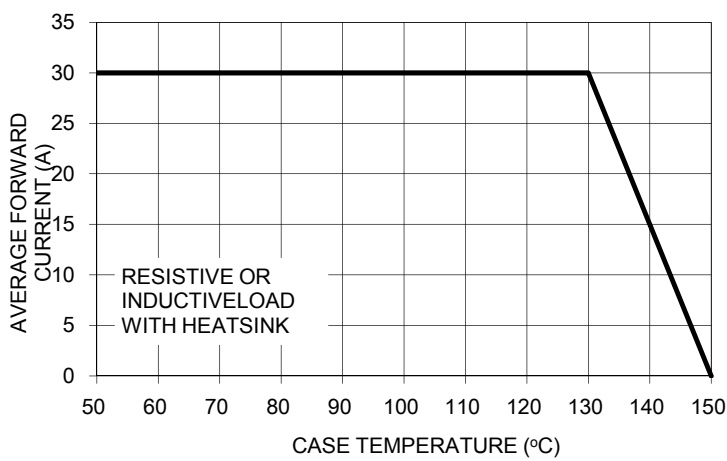


FIG. 2 MAXIMUM NON-REPETITIVE FORWARD SURGE CURRENT PER LEG

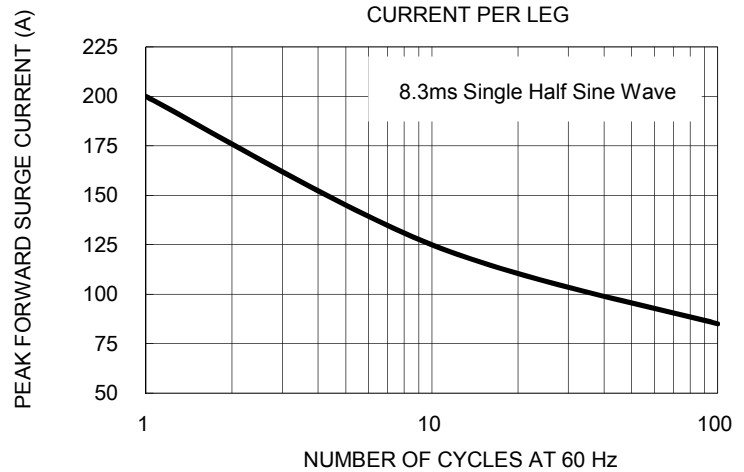


FIG. 3 TYPICAL FORWARD CHARACTERISTICS PER LEG

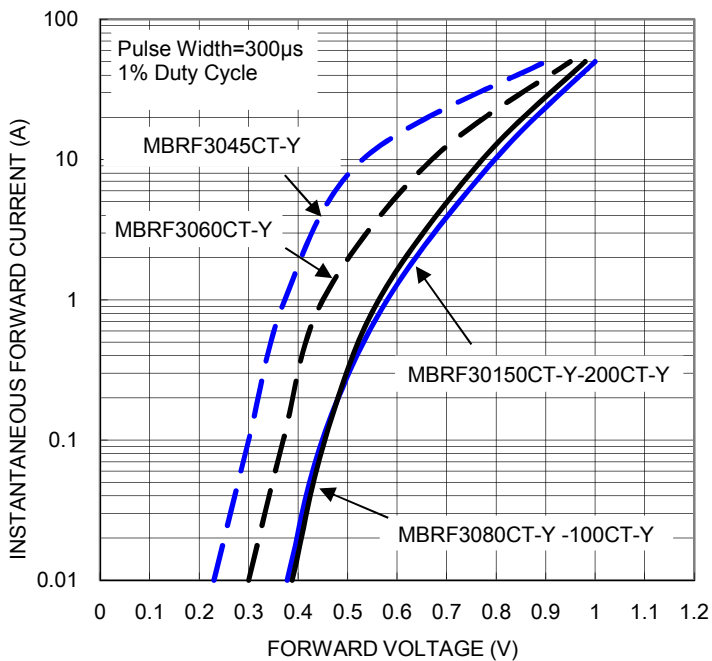


FIG. 4 TYPICAL REVERSE CHARACTERISTICS PER LEG

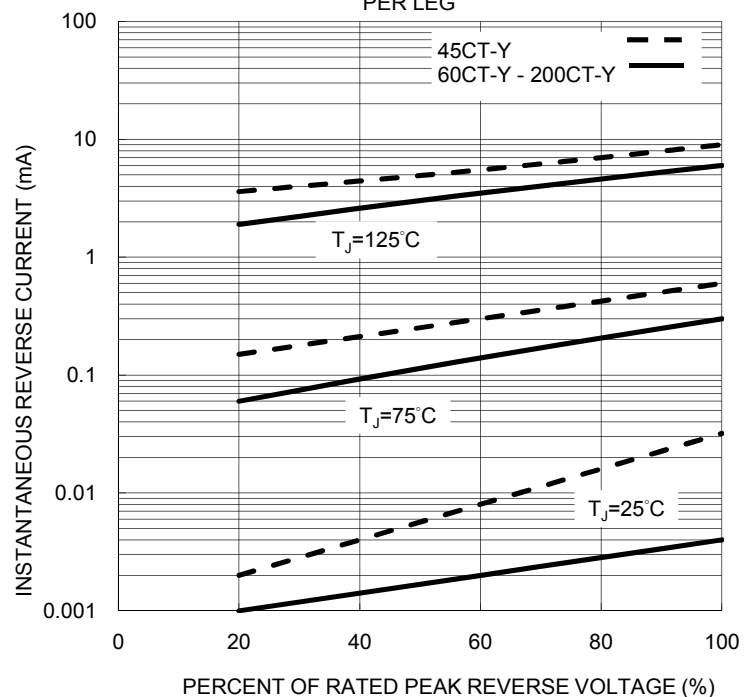


FIG. 5 TYPICAL JUNCTION CAPACITANCE PER LEG

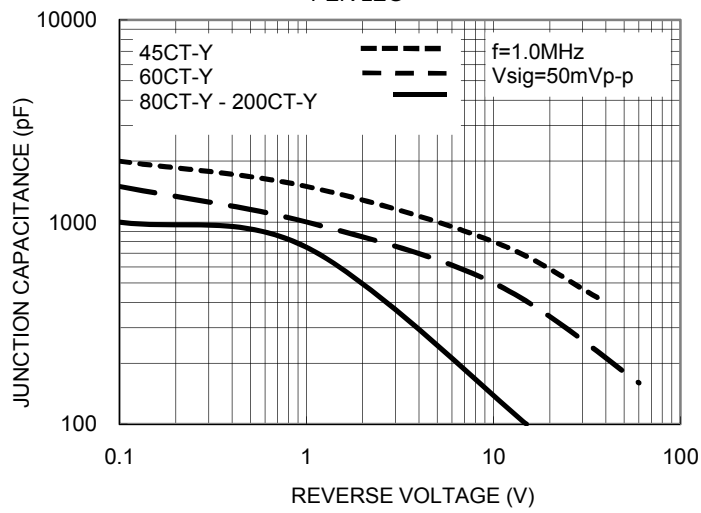
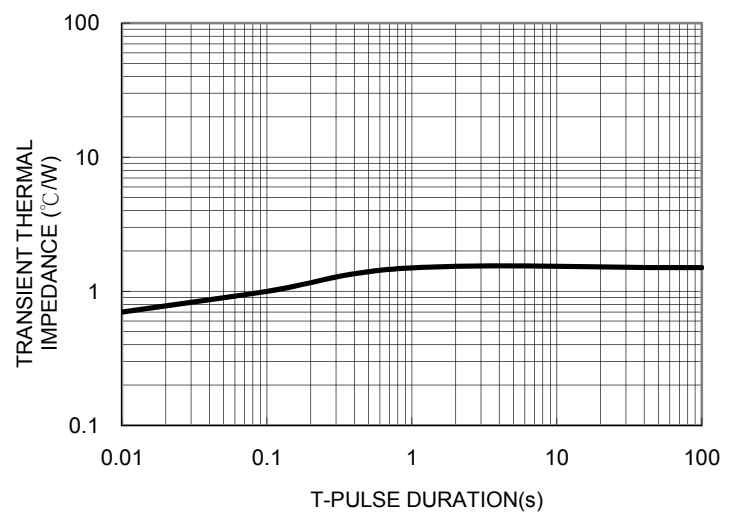
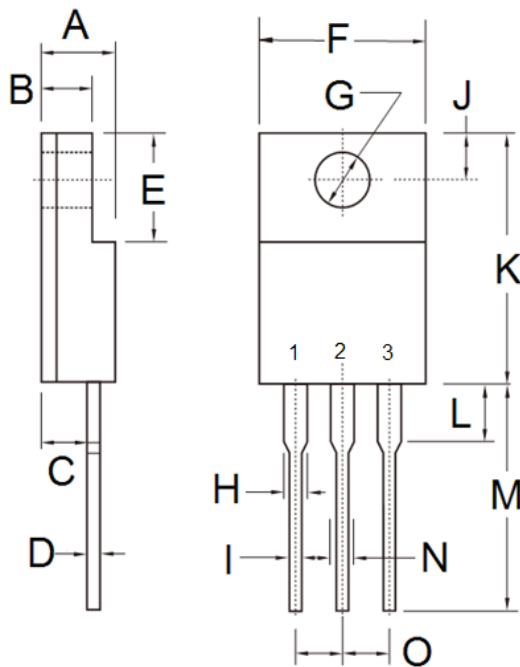


FIG. 6 TYPICAL TRANSIENT THERMAL IMPEDANCE PER LEG



PACKAGE OUTLINE DIMENSIONS
ITO-220AB



DIM.	Unit (mm)		Unit (inch)	
	Min	Max	Min	Max
A	4.30	4.70	0.169	0.185
B	2.50	3.16	0.098	0.124
C	2.30	2.96	0.091	0.117
D	0.46	0.76	0.018	0.030
E	6.30	6.90	0.248	0.272
F	9.60	10.30	0.378	0.406
G	3.00	3.40	0.118	0.134
H	0.95	1.45	0.037	0.057
I	0.50	0.90	0.020	0.035
J	2.40	3.20	0.094	0.126
K	14.80	15.50	0.583	0.610
L	-	4.10	-	0.161
M	12.60	13.80	0.496	0.543
N	-	1.80	-	0.071
O	2.41	2.67	0.095	0.105

MARKING DIAGRAM



P/N = Marking Code
G = Green Compound
YWW = Date Code
F = Factory Code

Notice

Specifications of the products displayed herein are subject to change without notice. TSC or anyone on its behalf, assumes no responsibility or liability for any errors or inaccuracies.

Information contained herein is intended to provide a product description only. No license, express or implied, to any intellectual property rights is granted by this document. Except as provided in TSC's terms and conditions of sale for such products, TSC assumes no liability whatsoever, and disclaims any express or implied warranty, relating to sale and/or use of TSC products including liability or warranties relating to fitness for a particular purpose, merchantability, or infringement of any patent, copyright, or other intellectual property right.

The products shown herein are not designed for use in medical, life-saving, or life-sustaining applications. Customers using or selling these products for use in such applications do so at their own risk and agree to fully indemnify TSC for any damages resulting from such improper use or sale.