

6

5

4

3

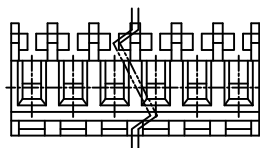
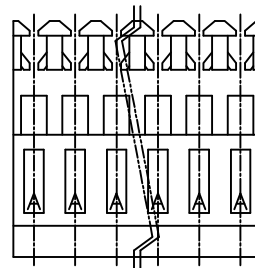
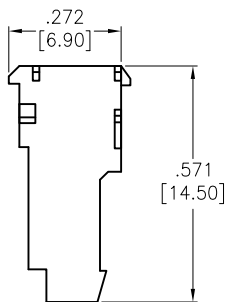
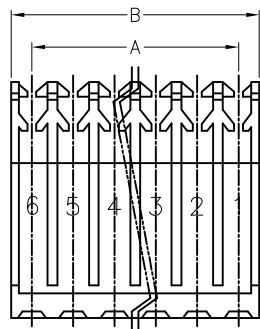
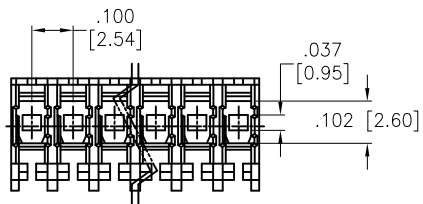
2

1

APPROVED: \_\_\_\_\_

DATE: \_\_\_\_\_ TITLE: \_\_\_\_\_

Rev	AWO #	Description	Date	Appr
-		RELEASED	4/13/16	



PART NUMBER	WIRE SIZE	GROOVE SIZE	PRINT NUMBER	COLOR
MTD-A1-XX-C-1-RD	22 AWG	.019 [0.48]	2	RED
MTD-A1-XX-D-1-BK	24 AWG	.016 [0.40]	4	BLACK
MTD-A1-XX-E-1-BU	26 AWG	.014 [0.36]	6	BLUE
MTD-A1-XX-F-1-GR	28 AWG	.010 [0.26]	8	GREEN

Positions: 2 thru 28

A = .100 [2.54] x No. of Spaces

B = .100 [2.54] x No. of Positions

SPECIFICATIONS:

Material:  
Insulator: Nylon, rated UL 94V-2

Contacts: Brass

Plating:  
Tin over Nickel underplate overall

Electrical:  
Operating voltage: 250 V max.  
Current rating: 2 A max.

Environmental:  
Lead free, RoHS compliant



UNLESS OTHERWISE SPECIFIED  
ALL DIMENSIONS ARE INCHES [MM]  
TOLERANCES: EXCEPT AS NOTED

INCHES		HOLES	
.X	± .10	∅.X	± .10
.XX	± .020	∅.XX	± .015
.XXX	± .015	∅.XXX	± .010

# ADAM TECH

909 Rahway Avenue, Union, NJ 07083  
Phone: 908-687-5000 Fax: 908-687-5710

APPROVALS		DATE
DRAWN	HR	4/13/16
CHECKED	LL	4/13/16
APPROVED		

TITLE IDC MASS TERMINATION HOUSING, .100 [2.54] SPACING, FEED THROUGH		
SIZE X	PART NO. MTD-A1-XX-X-1-XX	REV. -
REF:	SCALE: NTS	SHEET 1 OF 1

6

5

4

3

2

1