

VOLTAGE CONTROLLED OSCILLATOR

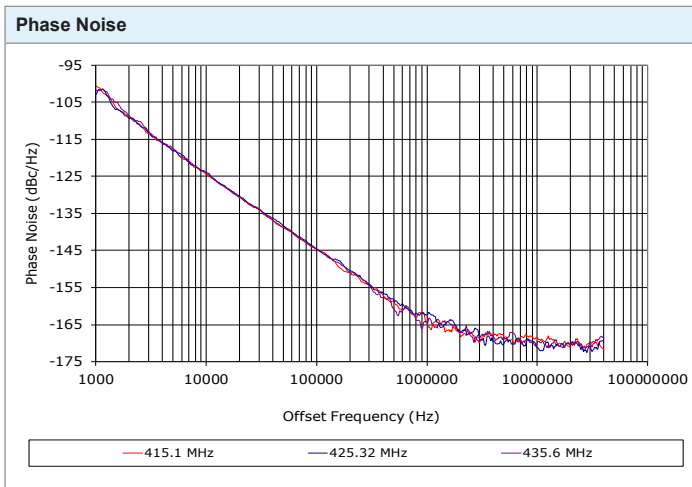

SURFACE MOUNT MODEL: DCSR4143-8

OPTIMIZED FREQUENCY

415 - 435 MHz

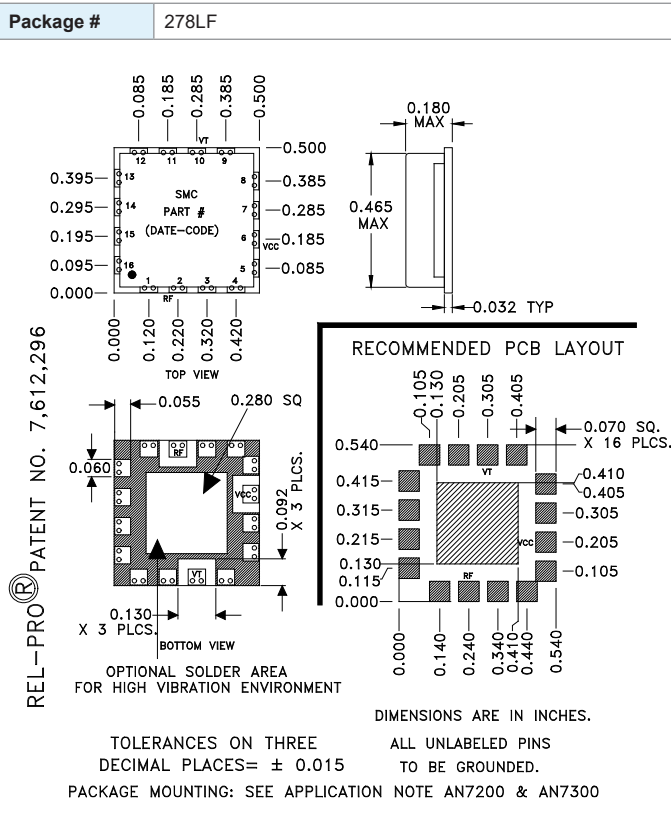
FEATURES:

- ▶ Optimized Tuning Frequency Band
- ▶ Exceptional Phase Noise Performance
- ▶ Small Size, Surface Mount
- ▶ Lead Free Patented REL-PRO® Technology
- ▶ Planar Resonator Construction



SPECIFICATIONS

Frequency	415 - 435 MHz
Tuning Voltage	0.5 - 15 VDC
Bias Voltage	+8 VDC @ 35 mA (Max.)
Output Power	+5 dBm (Min.)
Tuning Sensitivity	5 - 9 MHz/V (Typ.)
Output Impedance	50 Ohms (Nom.)
Harmonic Suppression	10 dB (Typ.)
Frequency Pulling	1 MHz (Typ. @ 2.0:1 VSWR)
Frequency Pushing	1 MHz/V (Typ.)
Tuning Port Capacitance	50 pF (Typ.)
Phase Noise @ 10 kHz	-123 dBc/Hz (Typ.)
Operating Temperature Range	-40 to +85 °C



Absolute Maximum Ratings

Storage Temp. Range	-55 to +125 °C
Bias Voltage	+8.5 V
Tuning Voltage	+15 V
DC Voltage Applied to RF Out	± 25 V

Copyright © Synergy Microwave Corporation
 201 McLean Boulevard • Paterson, New Jersey 07504 USA
 Tel: (973) 881-8800 • Fax: (973) 881-8361
 E-Mail: sales@synergymwave.com • Website: <http://www.synergymwave.com>
 Patents : <http://www.synergymwave.com/patents>



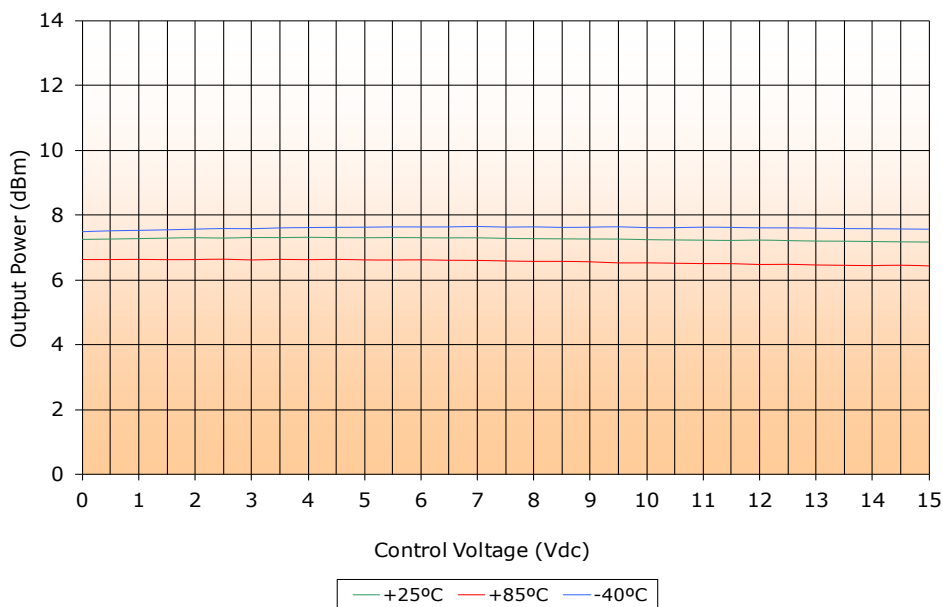
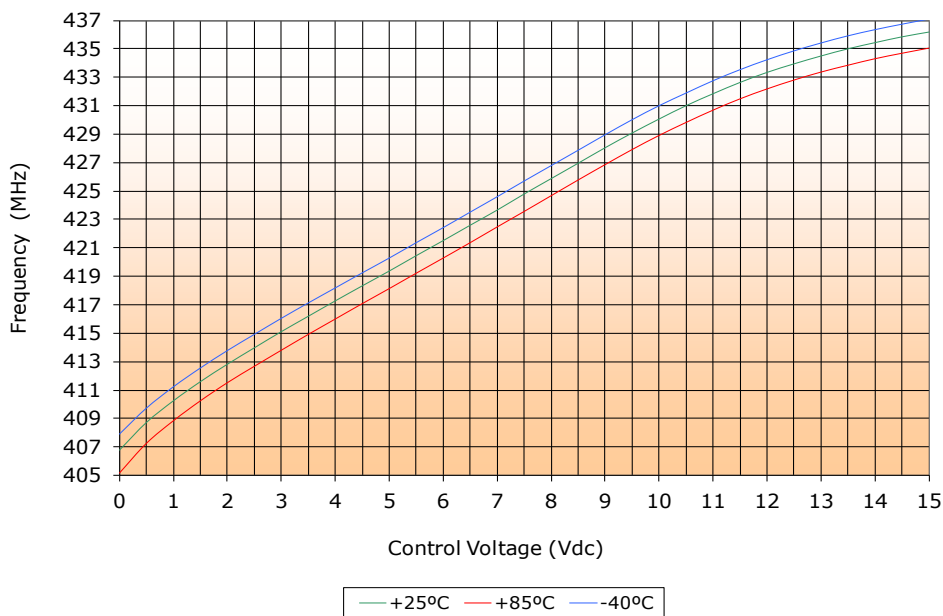
VOLTAGE CONTROLLED OSCILLATOR

SURFACE MOUNT MODEL: DCSR4143-8

OPTIMIZED FREQUENCY

415 - 435 MHz

PERFORMANCE PLOTS



VOLTAGE CONTROLLED OSCILLATOR

SURFACE MOUNT MODEL: DCSR4143-8

OPTIMIZED FREQUENCY

415 - 435 MHz

PERFORMANCE PLOTS

