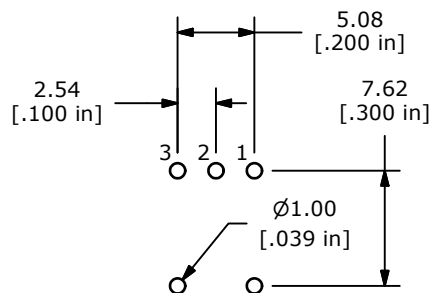


▲ CIRCUIT: SPDT

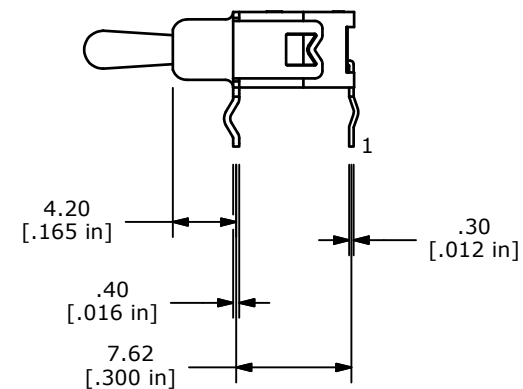
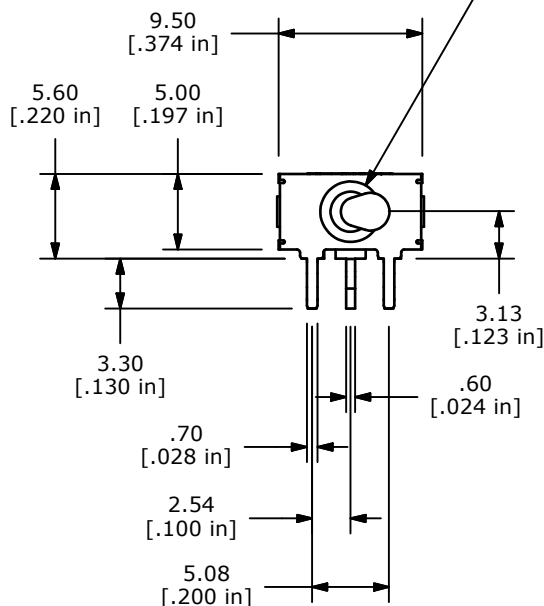
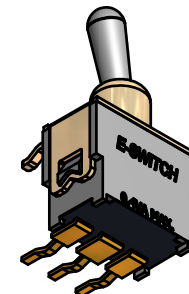
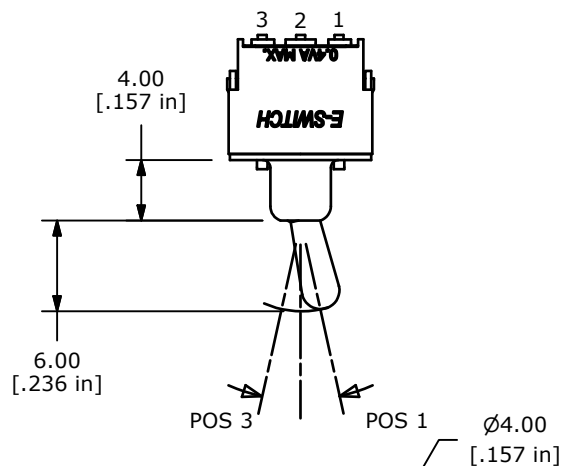
▲ SWITCH FUNCTION

POS. 1	POS. 2	POS. 3
ON	NONE	(ON)
2-3	NONE	2-1

(ON) = MOMENTARY FUNCTION



PCB LAYOUT



NOTE:

1. ALL DIMENSIONS IN MM [INCH]
2. GENERAL TOLERANCE: X.X=±0.4  
X.XX=±0.25
3. TERMINAL NUMBERS FOR REF ONLY
4. CONTACTS: COPPER ALLOY W/ GOLD PLATING
5. RATING: 0.4 VA max. @ 48V AC OR DC max.
6. CONTACT RESISTANCE: <50 MILLI-OHM
7. MECHANICAL LIFE: 40,000 CYCLES.
8. INSULATION RESISTANCE: 1000 MEGA-OHM min.
9. DIELECTRIC STRENGTH: 500 V RMS @SEA LEVEL.
10. OPERATING TEMP.: -30°C to 85°C
11. ▲ DENOTES CRITICAL PARAMETER.
12. SEAL RATING: IP67
13. 2002/95/EC (ROHS) COMPLIANT



TITLE 200RSP2T1B1M6R

A	22045	New Release	11/6/15	rc
REV	PCR NO	DESCRIPTION	DATE	BY

THE INFORMATION CONTAINED IN THIS DOCUMENT IS PROPRIETARY TO E-SWITCH AND IS NOT TO BE COPIED OR TRANSFERRED

SCALE 2:1	DATE 10/21/2015	DR rc	DWG T240004	REV A
-----------	-----------------	-------	-------------	-------