

RF ATTENUATOR

MODEL TG9030

Available as: TG9030, 5 Pin TO-8 (T5)
 TNG9030, 4 Pin .450" Sq. Surface Mount (SM3)
 BXG9030, Connectorized Housing (H6)

Features

- 100 MHz to 2000 MHz Typical
- 35 dB Attenuation Range to 1000 MHz
- Operating Temp. - 55 °C to + 85 °C
- Screening to the tables of MIL-STD-883 available

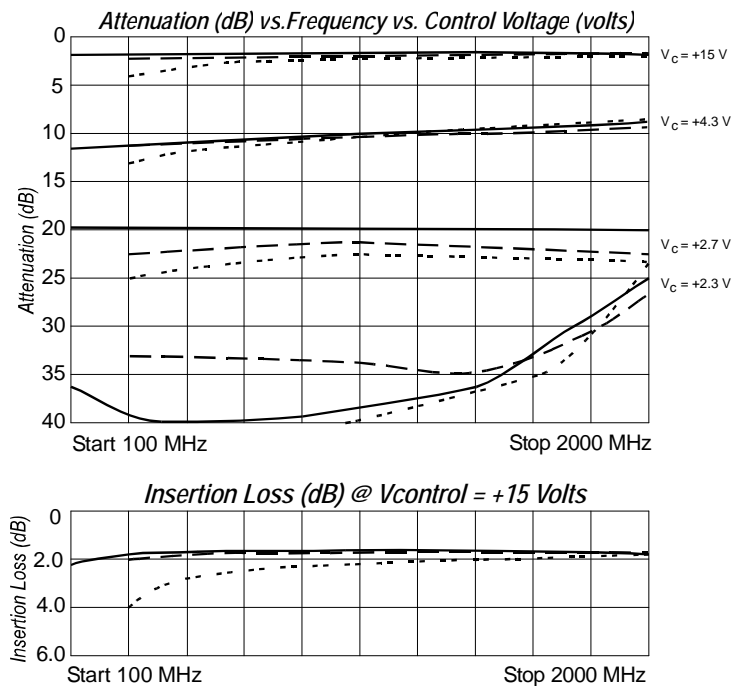
Specifications

CHARACTERISTIC	TYPICAL Ta= 25 °C	MIN/MAX Ta = -55 °C to +85 °C
Frequency (MHz)	100 - 2000 MHz	300 - 2000 MHz
Insertion Loss (dB) (Vc=15v)		
100-500 MHz	2.2	4.0 Max.
500-1000 MHz	1.8	3.0 Max.
1000-2000 MHz	2.0	2.5 Max.
Max Attenuation (dB)		
100-500 MHz	45	40 Min.
500-1000 MHz	40	35 Min.
1000-2000 MHz	30	20 Min.
Input VSWR		
100-300 MHz	2.0:1	3.0:1 Max
300-2000 MHz	2.5:1	3.0:1 Max.
Output VSWR		
100-300 MHz	2.00:1	3.0:1 Max.
300-2000 MHz	1.75:1	2.0:1 Max.
Flatness over Freq. (dB)		
5-500 MHz	±0.5	±3.0 Max.
5-1000 MHz	±1	±2.0 Max.
Bias Power	Vdc mA	+15 volts 8 mA
		+15 volts 10 mA Max.
Control Power	Vdc mA	0 to +15 volts 0 to 6.5 mA
		0 to +15 volts 0 to 10 mA Max.
Switching Speed (nsec)	200	400 Max.
	10% to 90%	

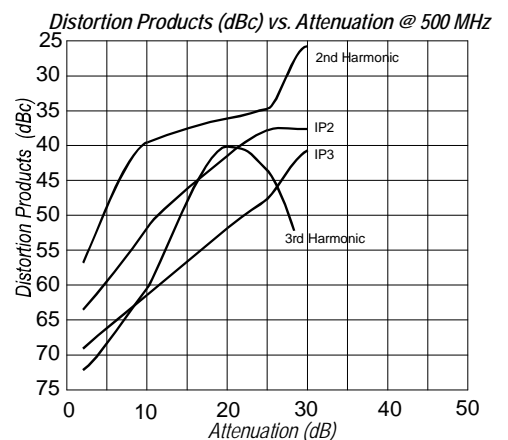
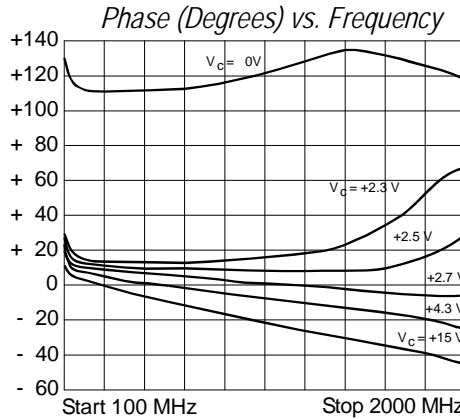
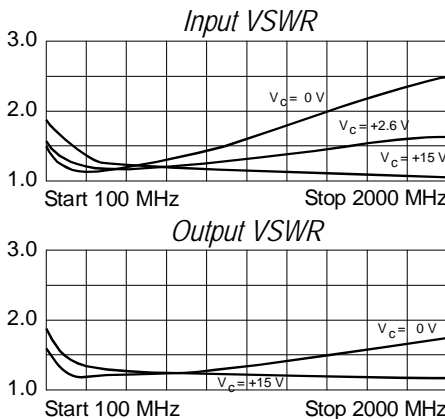
Maximum Ratings

Ambient Operating Temperature -55°C to + 100 °C
 Storage Temperature -62°C to + 125 °C
 Case Temperature + 125 °C
 DC Voltage + 18 Volts
 Continuous RF Input Power + 20 dBm
 Short Term RF Input Power 200 Milliwatts (1 Minute Max.)
 Maximum Peak Power 1 Watt (3 µsec Max.)

Typical Performance Data



Note: Care should always be taken to effectively ground the case of each unit.
 Revision 6/5/2012



Legend ——— + 25 °C - - - - + 85 °C - - - - -55 °C



Spectrum Microwave · 2144 Franklin Drive N.E. · Palm Bay, Florida 32905 · PH (888) 553-7531 · Fax (888) 553-7532

www.SpectrumMicrowave.com Spectrum Microwave · 2707 Black Lake Place · Philadelphia, Pa. 19154 · PH (215) 464-4000 · Fax (215) 464-4001