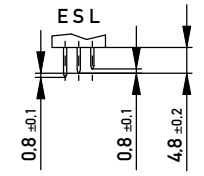
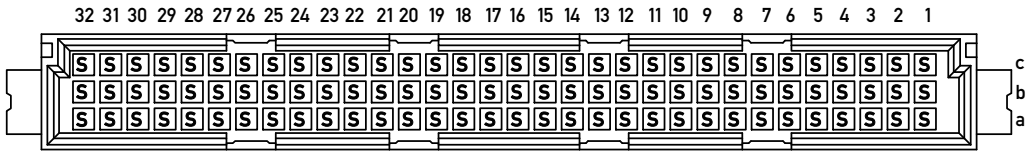


Stecklänge / mating length



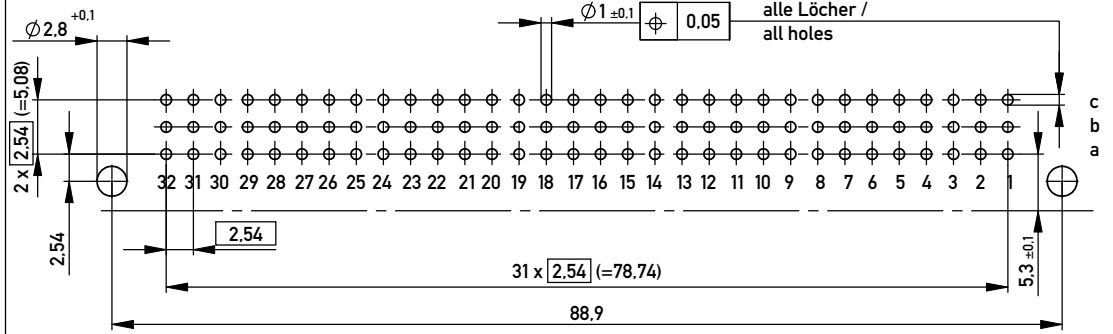
E = early mate, late break / voreilend
 S = standard
 L = late mate, early break / nacheilend

Bestückungsplan / contact layout



Isolierwerkstoff / housing material : PBT GF 30
 Bauart 4 / type 4
 Anforderungsstufe 1 = 500 Steckzyklen / performance class 1 = 500 mating cycles
 Fehlende Maße und Angaben nach IEC 60 603-2 / DIN EN 60 603-2
 Missing information and dimensions per IEC 60 603-2 / DIN EN 60 603-2
 Lötanschluss 0,6x0,6mm / solder terminal 0,6x0,6mm

Leiterplatten- Lochbild / PCB drillhole pattern



Bedruckung siehe Zeichnung 294905
 Marking see drawing 294905

Copyright by ERNI GmbH. Proprietary notice pursuant to ISO 16016 to be observed.

Information:		Tolerances		Scale	2:1
All rights reserved. Only for Information. To ensure that this is the latest version of this drawing, please contact one of the ERNI companies before using.		All Dimensions in mm		Designation	
Subject to modification without prior notice. Drawing will not be updated.				Messerleiste C 96 Löt Male Connector C 96 Solder	
www.ERNI.com		374543		I	
Index		13.02.2009		A3	
Date		Class		STVC	