

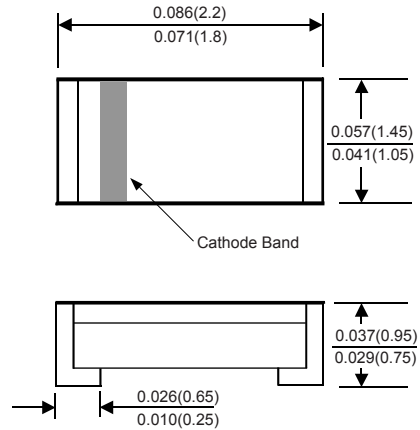
RoHS Compliant Product

A suffix of "-C" specifies halogen & lead-free

0805

Features

- Designed for mounting on small surface
- High speed
- High mounting capability, strong surge withstand, high reliability
- RoHS Compliant Product



Dimensions in inches and (millimeters)

Mechanical data

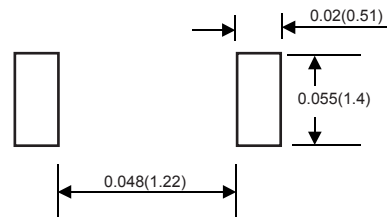
Case : 0805/SOD-323T Molded plastic

Terminals : Solder plated, solderable per MIL-STD-750,
Method 2026

Polarity : Indicated by cathode band

Mounting Position : Any

Recommended Pad Layout



MAXIMUM RATINGS (AT $T_A=25^\circ\text{C}$ unless otherwise noted)

PARAMETER	CONDITIONS	SYMBOL	MIN.	TYP.	MAX.	UNIT
Repetitive peak reverse voltage		V_{RM}			90	V
Continuous reverse voltage		V_R			80	V
Mean rectifying current		I_O			100	mA
Forward surge current	1 sec. single half sine-wave superimposed on rate load (JEDEC method)	I_{FSM}		225		mA
Power dissipation		P_d			350	mW
Storage temperature		T_J		+125		$^\circ\text{C}$
Operating temperature		T_{STG}	-55		+125	$^\circ\text{C}$

ELECTRICAL CHARACTERISTICS (AT $T_A=25^\circ\text{C}$ unless otherwise noted)

PARAMETER	CONDITIONS	SYMBOL	MIN.	TYP.	MAX.	UNIT
Forward voltage	$I_F = 100 \text{ mA DC}$	V_F		0.93	1.20	V
Reverse current	$V_R = 75 \text{ V}$	I_R		0.02	1	μA
Capacitance between terminals	$f=1\text{MHz}$ and applied 0VDC reverse voltage	C_T			3	pF
Reverse recovery time	$V_R=6\text{V}, I_F=10\text{mA}, R_L=50 \Omega$	t_{rr}			4	nS

RATING AND CHARACTERISTIC CURVES (SCS355T)

Fig. 1 Forward characteristics

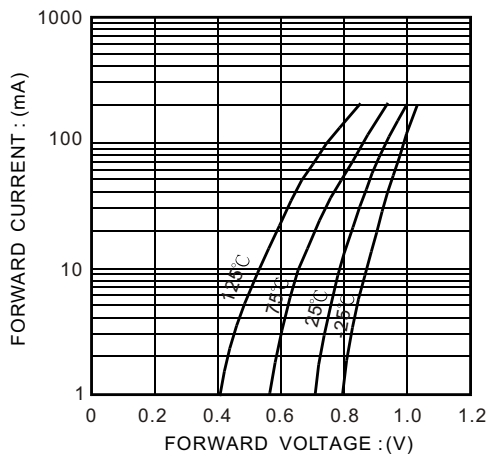


Fig. 2 Reverse characteristics

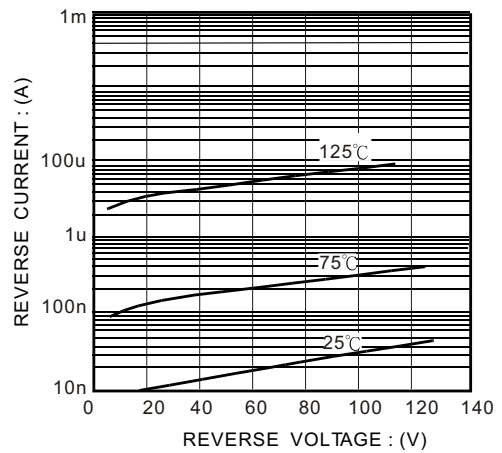


Fig. 3 Derating curve

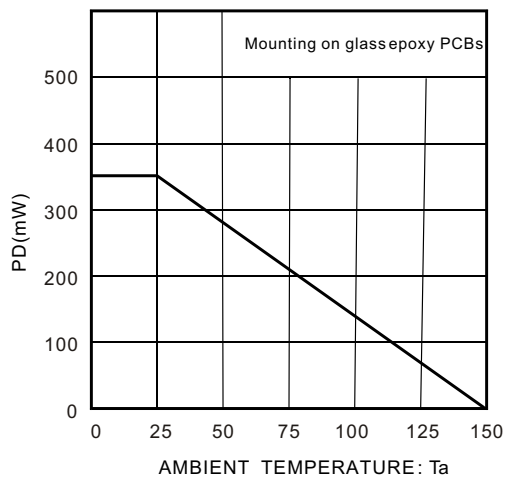


Fig. 4 Capacitance between terminals characteristics

