

Small Signal Product

Low VF SMD Schottky Barrier Diode
FEATURES

- Low power loss, high current capability, low VF
- Surface mount device type
- Moisture sensitivity level 1
- Matte Tin (Sn) lead finish with Nickel (Ni) underplate
- Packing code with suffix "G" means green compound (halogen-free)


SOD-123

MECHANICAL DATA

- Case: Bend lead SOD-123 small outline plastic package
- Terminal: Matte tin plated, lead free, solderable per MIL-STD-202, Method 208 guaranteed
- High temperature soldering guaranteed : 260°C/10s
- Polarity: Indicated by cathode band
- Weight: 0.01 g (approximately)

MAXIMUM RATINGS AND ELECTRICAL CHARACTERISTICS (T _A =25°C unless otherwise noted)					
PARAMETER	SYMBOL	B0520LW	B0530W	B0540W	UNIT
Power Dissipation	P _D	410			mW
Repetitive Peak Reverse Voltage	V _{RRM}	20	30	40	V
Reverse Voltage	V _R	14	21	28	V
Mean Forward Current @ T _L =100°C (Lead Temperature)	I _O	500			mA
Non-Repetitive Peak Forward Surge Current (Note 1)	I _{FSM}	5.5			A
Thermal Resistance (Junction to Ambient) (Note 2)	R _{θJA}	244			°C/W
Junction and Storage Temperature Range	T _J , T _{STG}	-55 to +125			°C

Notes: 1. Test Condition: 8.3ms single half sine-wave superimposed on rated load

Notes: 2. Valid provided that electrodes are kept at ambient temperature

PARAMETER	SYMBOL	B0520LW	B0530W	B0540W	UNIT	
Reverse Breakdown Voltage (Minimum Value)	V _(BR)	I _R =250μA	20	-	-	V
		I _R =130μA	-	30	-	
		I _R =20μA	-	-	40	
Forward Voltage (Maximum Value)	V _F	I _F =100mA	0.300	0.375	-	V
		I _F =500mA	0.385	0.430	0.510	
		I _F =1000mA	-	-	0.620	
Reverse Leakage Current (Maximum Value)	I _R	V _R = 10V	75	-	-	μA
		V _R = 15V	-	20	-	
		V _R = 20V	250	-	10	
		V _R = 30V	-	130	-	
		V _R = 40V	-	-	20	
Junction Capacitance	C _J	V _R = 0 V	f=1.0MHz		170	pF

Small Signal Product

RATINGS AND CHARACTERISTICS CURVES

($T_A=25^\circ\text{C}$ unless otherwise noted)

Fig.1 Typical Forward Characteristics

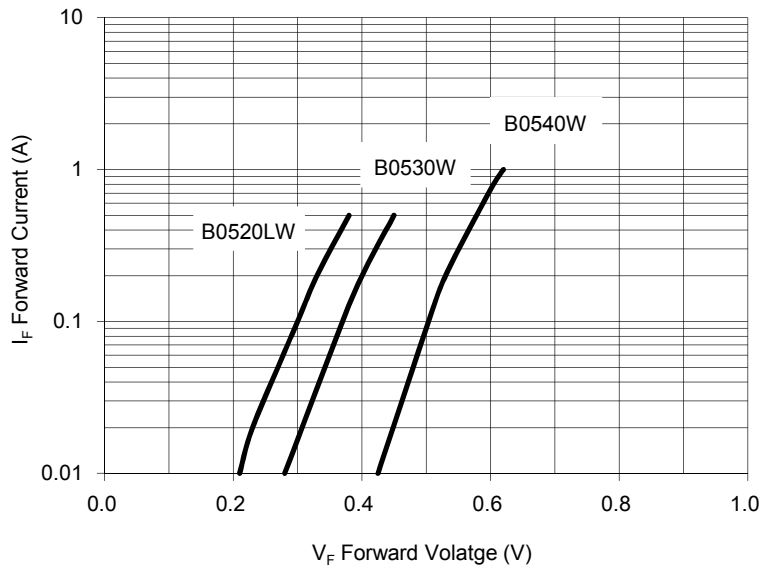


Fig. 2 Forward Current Derating Curve

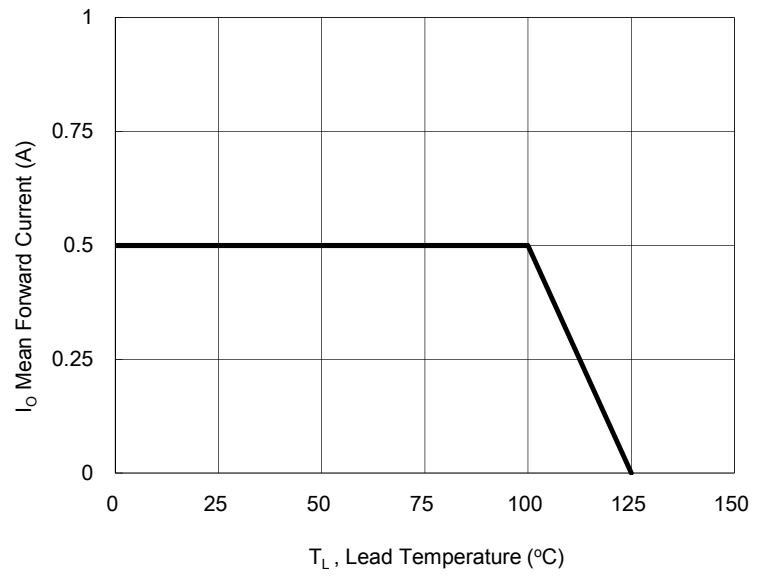


Fig. 3 Admissible Power Dissipation Curve

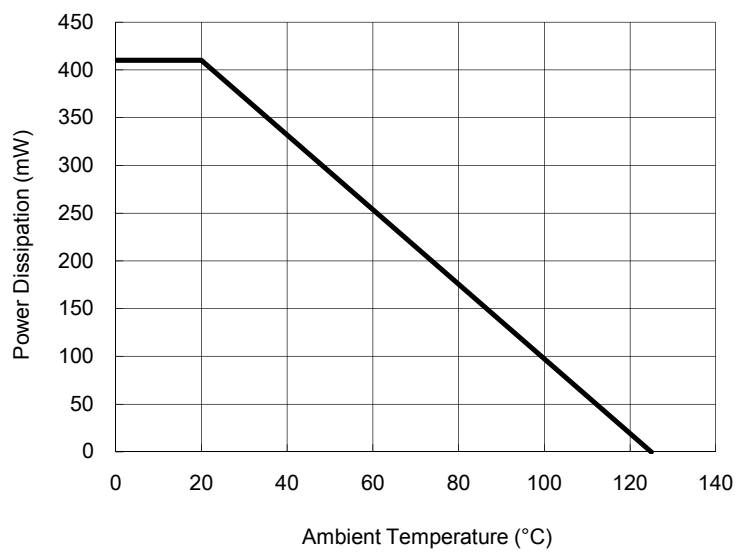
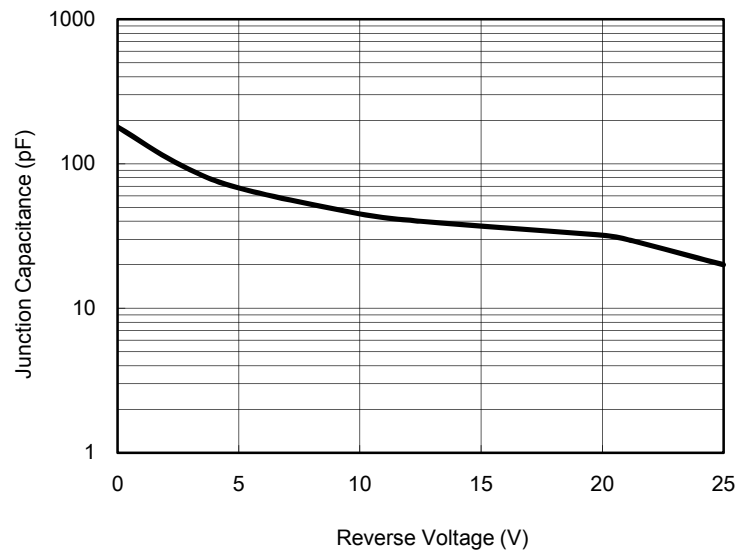


Fig. 4 Typical Junction Capacitance



Small Signal Product

ORDERING INFORMATION					
PART NO.	PART NO. SUFFIX (Note 2)	PACKING CODE	PACKING CODE SUFFIX	PACKAGE	PACKING
B05xxx (Note 1)	-xx	RF	G	SOD-123	3K / 7" Reel

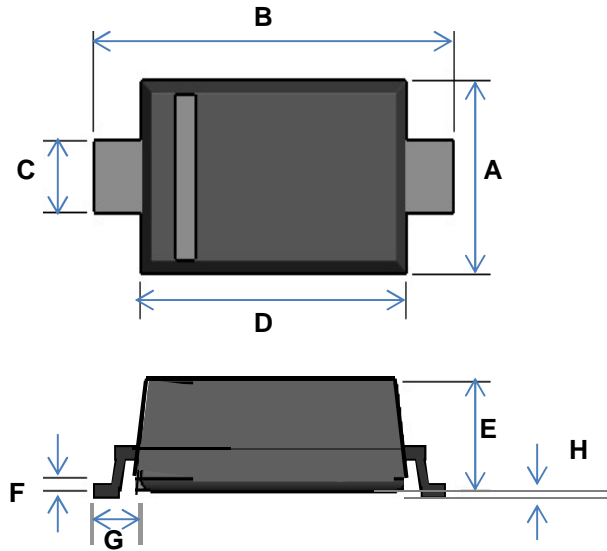
Note 1: "xxx" defines voltage from 20V (B0520LW) to 40V (B0540W)

Note 2: Part No. Suffix „-xx “ would be used for special requirement

EXAMPLE					
PREFERRED PART NO.	PART NO.	PART NO. SUFFIX	PACKING CODE	PACKING CODE SUFFIX	DESCRIPTION
B0540W RF	B0540W		RF		Multiple manufacture source
B0540W RFG	B0540W		RF	G	Multiple manufacture source Green compound
B0540W-D0 RFG	B0540W	-D0	RF	G	Define manufacture source Green compound

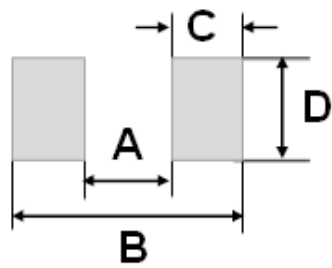
Small Signal Product

PACKAGE OUTLINE DIMENSIONS



DIM.	Unit (mm)		Unit (inch)	
	Min	Max	Min	Max
A	1.40	1.80	0.055	0.071
B	3.55	3.85	0.140	0.152
C	0.45	0.70	0.018	0.028
D	2.55	2.85	0.100	0.112
E	0.95	1.35	0.037	0.053
F	0.05	0.15	0.002	0.006
G	0.50 REF		0.02 REF	
H	-	0.10	-	0.004

SUGGEST PAD LAYOUT



DIM.	Unit (mm)	Unit (inch)
	Typ.	Typ.
A	2.36	0.093
B	4.19	0.165
C	0.91	0.036
D	1.22	0.048

MARKING

Part No.	Marking
B0520LW	SD
B0530W	SE
B0540W	SF

Small Signal Product

Notice

Specifications of the products displayed herein are subject to change without notice. TSC or anyone on its behalf, assumes no responsibility or liability for any errors or inaccuracies.

Information contained herein is intended to provide a product description only. No license, express or implied, to any intellectual property rights is granted by this document. Except as provided in TSC's terms and conditions of sale for such products, TSC assumes no liability whatsoever, and disclaims any express or implied warranty, relating to sale and/or use of TSC products including liability or warranties relating to fitness for a particular purpose, merchantability, or infringement of any patent, copyright, or other intellectual property right.

The products shown herein are not designed for use in medical, life-saving, or life-sustaining applications. Customers using or selling these products for use in such applications do so at their own risk and agree to fully indemnify TSC for any damages resulting from such improper use or sale.