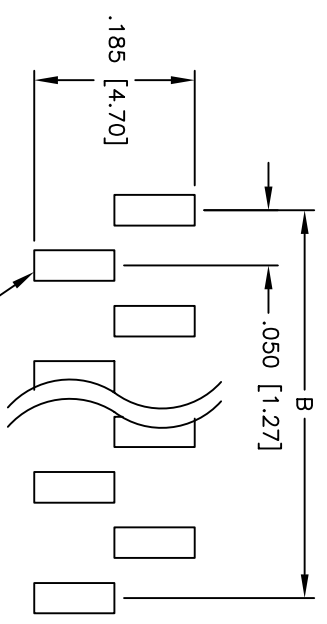
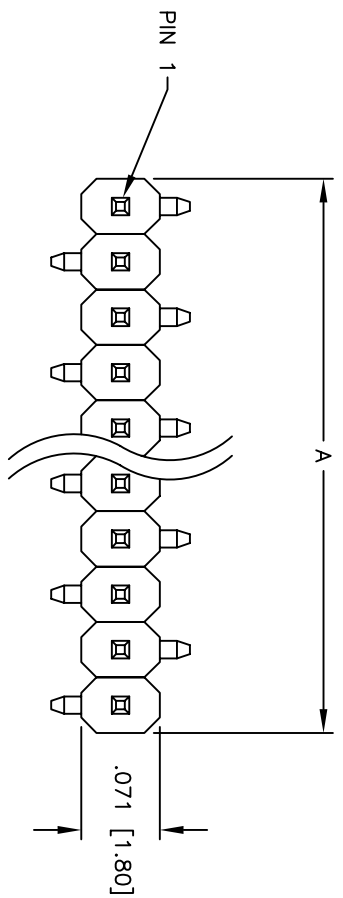
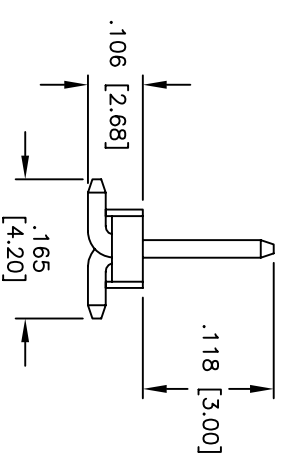
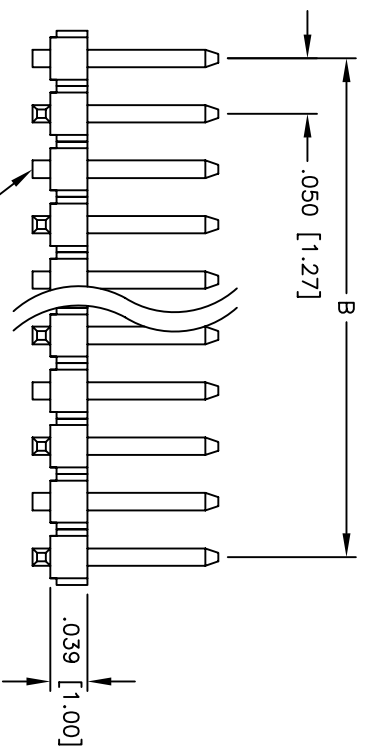


Rev	AWO #	Description	Date	Appr
-		RELEASED	7/26/07	

APPROVED: _____
 DATE: _____ TITLE: _____



PCB LAYOUT



SPECIFICATIONS:

Material:

Insulator: Nylon 6T, rated UL 94V-0

Insulator color: Black

Contacts: Brass

Plating:

Tin over Copper underplate overall

Electrical:

Operating voltage: 250 VAC max.

Current rating: 1 Amp max.

Contact resistance: 20 mohms max. initial

Insulation resistance: 5,000 Mohms min.

Dielectric withstanding voltage: 1,000 VAC for 1 minute

Temperature Rating:

Operating temperature: -40°C to +105°C

Environmental:

Lead free, RoHS compliant

Recommended soldering temp: 260°C for 5 seconds



Positions: 01 thru 32
 A = .050 [1.27] x No. of Positions Per Row
 B = .050 [1.27] x No. of Spaces

ADAM TECH

909 Railway Avenue, Union, NJ 07083
 Phone: 908-687-5000 Fax: 908-687-5710

UNLESS OTHERWISE SPECIFIED
 ALL DIMENSIONS ARE IN INCHES [MM]
 TOLERANCES: EXCEPT AS NOTED
 INCHES Holes ±.10
 .X ±.10 ØXX ±.10
 .XX ±.020 ØXXX ±.015
 .XXX ±.015 ØXXXX ±.010

DRAWN	SS	7/26/07	SIZE	PART NO.	REV.
CHECKED			X	HPH1-A-XX-TA-SMT	-
APPROVED			REF:	SCALE: NTS	SHEET 1 OF 1

TITLE: .050 [1.27] SINGLE ROW PIN HEADER, SMT