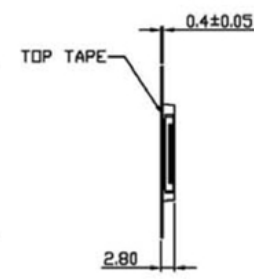
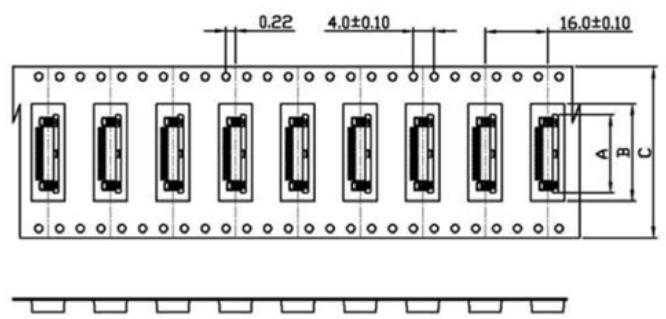
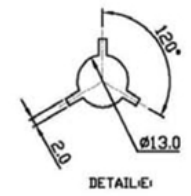
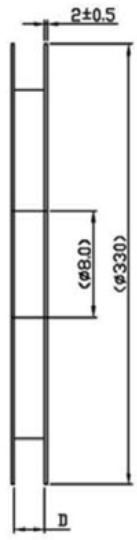
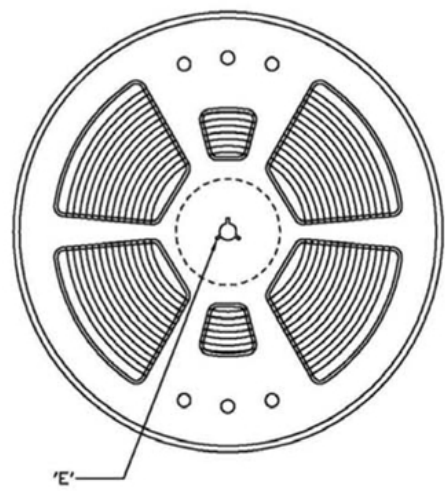
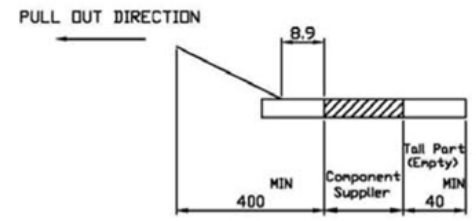


PIN数	DIM-A	DIM-B	DIM-C	DIM-D			
4P	7.60	20.00	25.0	26.5			
5P	8.10						
6P	8.60						
7P	9.10						
8P	9.60						
9P	10.10						
10P	10.60						
11P	11.10						
12P	11.60						
13P	12.10						
14P	12.60						
15P	13.10						
16P	13.60						
17P	14.10						
18P	14.60						
19P	15.10						
20P	15.60						
21P	16.10				28.00	35.0	36.5
22P	16.60						
23P	17.10						
24P	17.60						
25P	18.10						
26P	18.60						
27P	19.10						
28P	19.60						
29P	20.10						
30P	20.60						
31P	21.10						
32P	21.60						
33P	22.10						
34P	22.60						
35P	23.10						
36P	23.60						
37P	24.10						
38P	24.60						
39P	25.10	40.00	45	46.5			
40P	25.60						
41P	26.10						
42P	26.60						
43P	27.10						
44P	27.60						
45P	28.10						
46P	28.60						
47P	29.10						
48P	29.60						
49P	30.10						
50P	30.60						
51P	31.10						
52P	31.60						
53P	32.10						
54P	32.60						
55P	33.10						
56P	33.60						
57P	34.10						
58P	34.60						
59P	35.10						
60P	35.60						

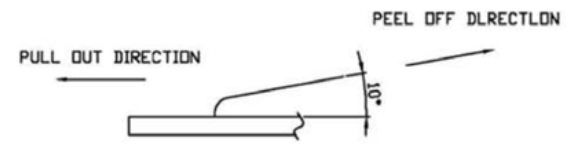


NOTES:

1. Number of Connectors: 2000 Rcs/Reel
2. Material  
Carrier Tape: PET, PE, PEF  
Reel: PS
3. Lead Tape Length:



4. Peeling off force of top tape  
0.1N~0.7N(10.2gf~71.4gf)  
(Peeling direction as shown in following fig)



P/N#SEA8058-45

SER	AREA	REVISIONS	CHK	DATE

UNLESS OTHERWISE SPECIFIED TOLERANCES ARE  
 X.X ±0.15  
 X.XX ±0.10  
 X.XXX ±0.05  
 ANG. ±0°30'  
 UNIT MM

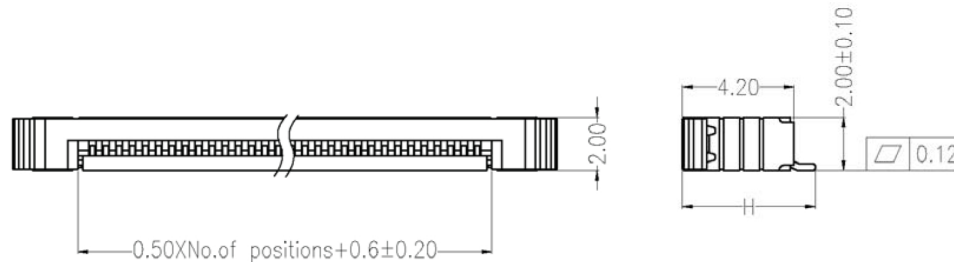
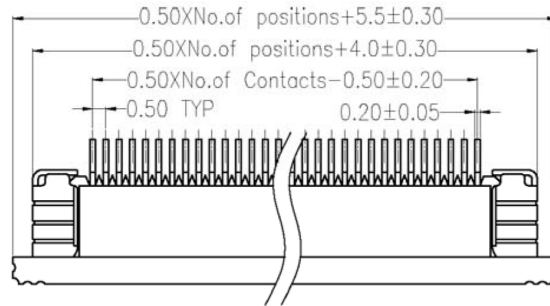

**Displaytech AMERICAS**  
 a seacomp company

Displaytech Americas  
 5840 El Camino Real Suite 108 Carlsbad, CA 92008  
 WWW.displaytech-us.com  
 sales@displaytech-us.com

NOTES:  
 Current Rating:0.5AMP  
 Contact Resistance:30mΩ max  
 Withstand Voltage:500V AC/DC  
 Insulation Resistance:500MΩ min  
 Operation Temperature:-40°C to +85°C

Contact Material:Phosphor Bronze  
 Contact plating:Au or Sn Over Ni  
 Earth-Plate Material:Brass  
 Earth-plate plating:Sn all over Ni  
 Insulator Material:Polyester (UL94V-0)  
 Standard :Housing LCP+30%G.F  
 Slider PPS+30%G.F

Recommended P.C.B Layout(Top Side)  
 (PCB BOARD TOLERANCE±0.05)



Dimensional & Ordering Information:

Circuit	Part No.	Dimension H
24	SEA8056-24	5.20
28	SEA8056-28	5.20
29	SEA8056-29	5.20
36	SEA8056-36	5.70
45	SEA8058-45	5.70

REV	DATE	MODIFICATION DESCRIPTION	CHANGE	APPROVE	OPERATION	DRAW	SCALE
A0	09/01/09	NEW			X.X ±0.40	DESIGN	3:1
					X.XX ±0.25	CHECK	mm
					X.XXX ±0.15	APPROVE	A4
					Angle ± 3'		SHEET 1/1
					DIM TOL		PROJ.



Displaytech Americas  
 5840 El Camino Real Suite 108 Carlsbad, CA 92008  
 WWW.displaytech-us.com  
 sales@displaytech-us.com