

Protection in Portable Electronics Applications.

FEATURES

- 350 Watts peak pulse power ($t_p=8/20\mu s$)
- Transient protection for data lines to IEC 61000-4-2(ESD) 15kV(Air), 8kV(Contact) IEC 61000-4-4(EFT) 40A($t_p=5/50ns$) IEC 61000-4-5(Lightning) 24A($t_p=8/20\mu s$)
- Unidirectional protection of four I/O lines.
- Low clamping voltage.
- Low operating and leakage current.
- Small package for use in portable electronics.

APPLICATIONS

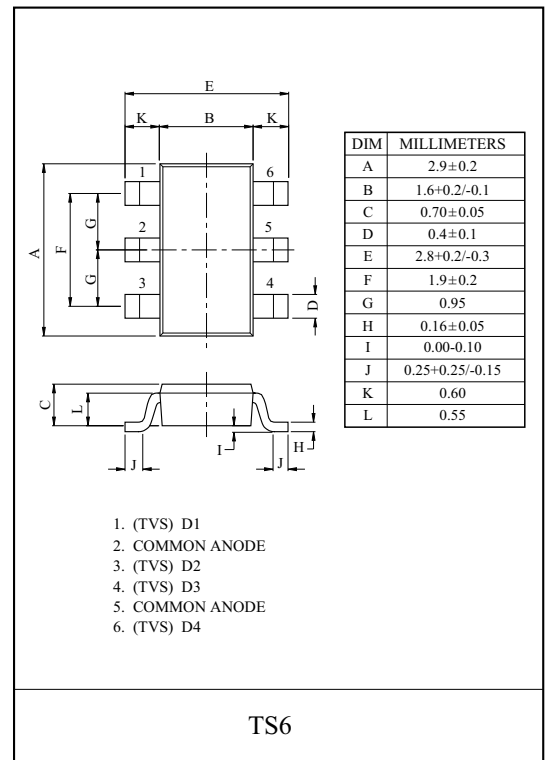
- Cell phone handsets and accessories.
- Cordless Phones.
- Personal digital assistants (PDA's)
- Notebooks, desktops PC & servers.
- Portable instrumentation.
- Set-Top Box, DVD Player.
- Digital Camera.

MAXIMUM RATING ($T_a=25^\circ C$)

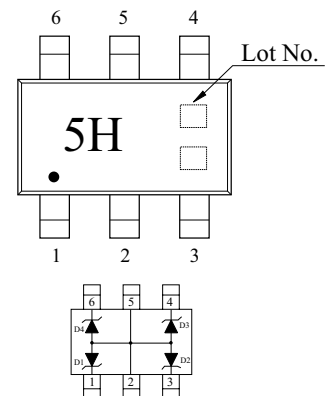
CHARACTERISTIC	SYMBOL	RATING	UNIT
Peak Pulse Power ($t_p=8/20\mu s$)	P_{PK}	350	W
Peak Pulse Current ($t_p=8/20\mu s$)	I_{PP}	24	A
Operating Temperature	T_j	-55 ~ 150	$^\circ C$
Storage Temperature	T_{stg}	-55 ~ 150	$^\circ C$

ELECTRICAL CHARACTERISTICS ($T_a=25^\circ C$)

CHARACTERISTIC	SYMBOL	TEST CONDITION	MIN.	TYP.	MAX.	UNIT
Reverse Stand-Off Voltage	V_{RWM}	-	-	-	5	V
Reverse Breakdown Voltage	V_{BR}	$I_t=1mA$	6	-	-	V
Reverse Leakage Current	I_R	$V_{RWM}=5V$	-	-	20	μA
Clamping Voltage	V_C	$I_{PP}=5A, t_p=8/20\mu s$	-	-	9.8	V
		$I_{PP}=24A, t_p=8/20\mu s$	-	-	14.5	
Junction Capacitance	C_J	$V_R=0V, f=1MHz$ Between I/O Pins and GND	-	325	400	pF

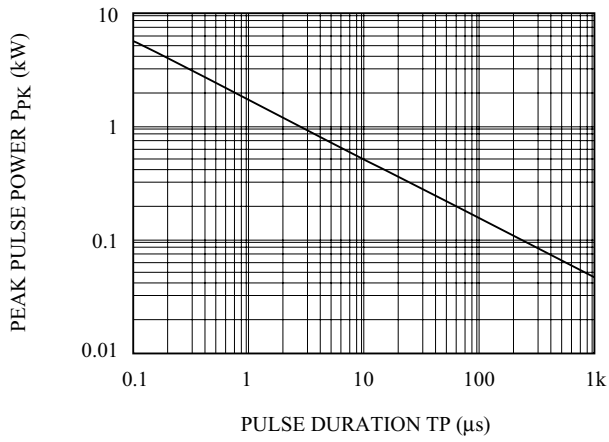


Marking

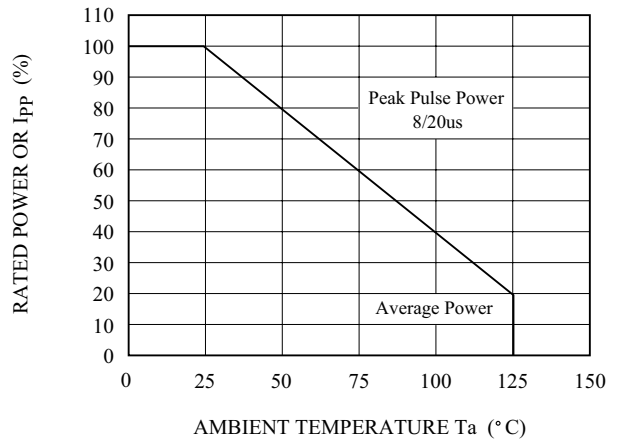


PG05HBTS6

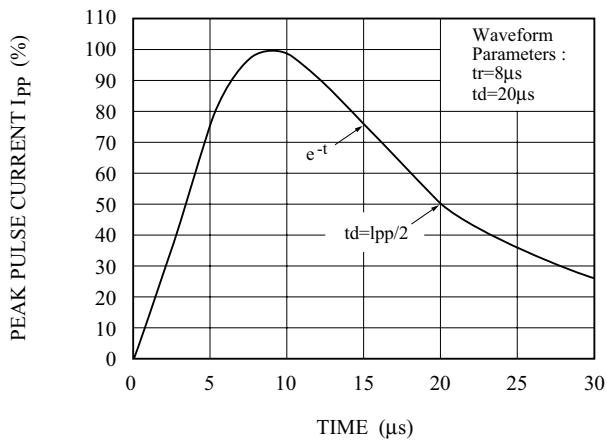
NON-REPETITIVE PEAK PULSE POWER VS. PULSE TIME



POWER DERATION CURVE



PULSE WAVEFORM



CLAMPING VOLTAGE VS. PEAK PULSE CURRENT

