



Silicon Fast Recovery Diode

FR70B05 thru FR70JR05

$V_{RRM} = 100\text{ V} - 1000\text{ V}$

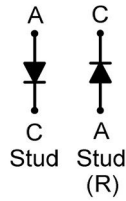
$I_F = 70\text{ A}$

Features

- High Surge Capability
- Types up to 600 V V_{RRM}

Note:

1. Standard polarity: Stud is cathode.
2. Reverse polarity (R): Stud is anode.
3. Stud is base.



DO-5 Package



Maximum ratings, at $T_j = 25\text{ °C}$, unless otherwise specified ("R" devices have leads reversed)

Parameter	Symbol	Conditions	FR70B(R)05	FR70D(R)05	FR70G(R)05	FR70J(R)05	Unit
Repetitive peak reverse voltage	V_{RRM}		100	200	400	600	V
RMS reverse voltage	V_{RMS}		70	140	280	420	V
DC blocking voltage	V_{DC}		100	200	400	600	V
Continuous forward current	I_F	$T_C \leq 100\text{ °C}$	70	70	70	70	A
Surge non-repetitive forward current, Half Sine Wave	$I_{F,SM}$	$T_C = 25\text{ °C}$, $t_p = 8.3\text{ ms}$	870	870	870	870	A
Operating temperature	T_j		-40 to 125	-40 to 125	-40 to 125	-40 to 125	°C
Storage temperature	T_{stg}		-40 to 150	-40 to 150	-40 to 150	-40 to 150	°C

Electrical characteristics, at $T_j = 25\text{ °C}$, unless otherwise specified

Parameter	Symbol	Conditions	FR70B(R)05	FR70D(R)05	FR70G(R)05	FR70J(R)05	Unit
Diode forward voltage	V_F	$I_F = 70\text{ A}$, $T_j = 25\text{ °C}$	1.4	1.4	1.4	1.4	V
Reverse current	I_R	$V_R = 100\text{ V}$, $T_j = 25\text{ °C}$	25	25	25	25	μA
		$V_R = 100\text{ V}$, $T_j = 125\text{ °C}$	15	15	15	15	mA
Recovery Time							
Maximum reverse recovery time	T_{RR}	$I_F = 0.5\text{ A}$, $I_R = 1.0\text{ A}$, $I_{RR} = 0.25\text{ A}$	500	500	500	500	nS





Figure .1-Typical Forward Characteristics

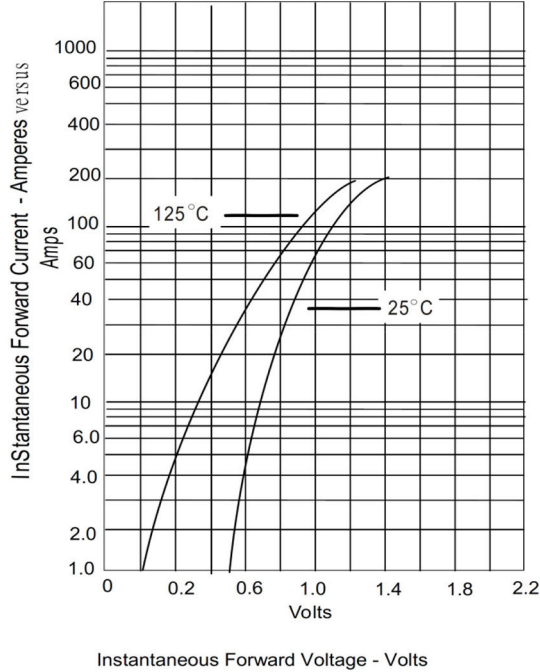
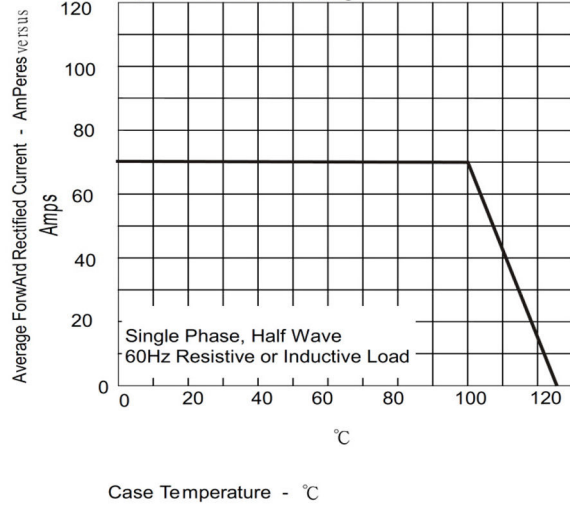


Figure .2- Forward Derating Curve



Instantaneous Forward Voltage - Volts

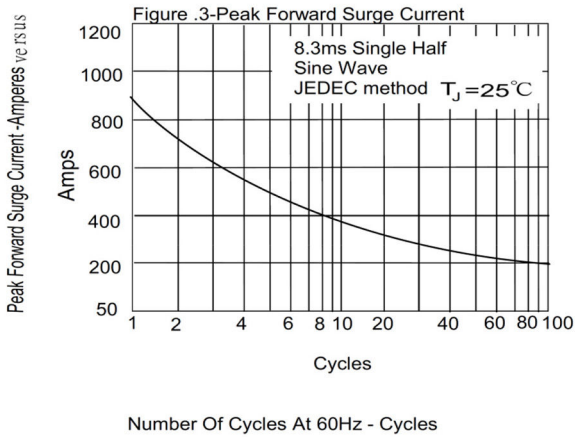


Figure .4-Typical Reverse Characteristics

