

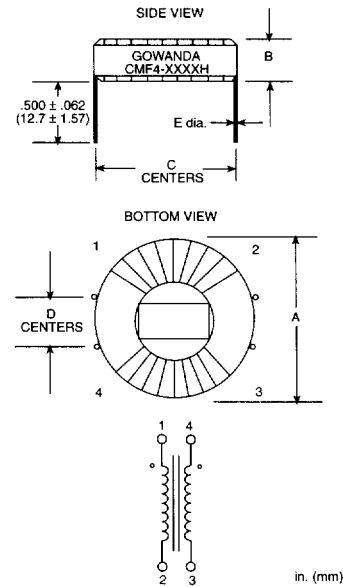
POWER INDUCTORS - LEADED

GOWANDA®

CMF4 H Horizontal Mount Common Modes



PART NUMBER	INDUCTANCE @ 10 kHz $\mu\text{H} \pm 30\%^*$	DCR OHMS MAX.*	CURRENT RATING AMPS	LEAKAGE L $\mu\text{H REF.}$	INTERWINDING CAPACITANCE pF REF.	A DIM. NOM.	B DIM. NOM.	C DIM. NOM.	D DIM. NOM.	E DIM. NOM.
CMF4-1003H	100	.0025	15.0	1.5	4.8	1.04	.440	.800	.300	.051
CMF4-2503H	250	.0038	12.0	3.2	8.0	1.04	.440	.800	.300	.051
CMF4-5003H	500	.006	10.0	5.8	9.7	1.04	.425	.800	.300	.045
CMF4-7503H	750	.013	6.7	8.0	12.0	1.00	.425	.800	.300	.036
CMF4-1004H	1000	.018	5.7	11.0	12.0	1.00	.400	.800	.300	.032
CMF4-1704H	1700	.060	3.1	22.0	11.0	.950	.370	.800	.300	.020
CMF4-2504H	2500	.073	2.8	29.0	15.0	.950	.370	.800	.300	.020
CMF4-3304H	3300	.125	2.2	38.0	15.0	.950	.370	.800	.300	.016
CMF4-5004H	5000	.150	2.0	48.0	17.0	.950	.370	.800	.300	.016
CMF4-7504H	7500	.300	1.4	80.0	20.0	.950	.370	.800	.300	.013
CMF4-1005H	10000	.390	1.2	95.0	20.0	.935	.370	.800	.300	.011



NOTES:

- Inductance and DCR is for each side or single winding

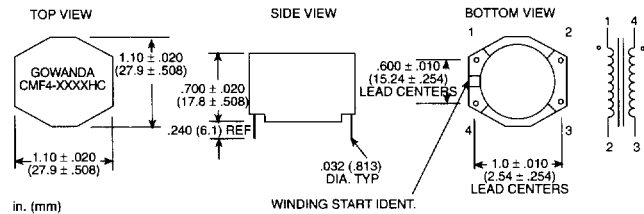
PACKAGING SPECS:

Bulk only.

CMF4 HC Horizontal Mount Common Modes



PART NUMBER	INDUCTANCE @ 10 kHz $\mu\text{H} \pm 30\%^*$	DCR OHMS MAX.*	CURRENT RATING AMPS	LEAKAGE L $\mu\text{H REF.}$	INTERWINDING CAPACITANCE pF REF.
CMF4-1003HC	100	.004	12.0	1.7	8.8
CMF4-2503HC	250	.006	10.0	3.5	12.0
CMF4-5003HC	500	.008	8.6	5.5	15.0
CMF4-7503HC	750	.013	6.7	7.6	22.0
CMF4-1004HC	1000	.018	5.7	10.0	20.0
CMF4-1704HC	1700	.060	3.1	20.0	18.0
CMF4-2504HC	2500	.073	2.8	25.0	23.0
CMF4-3304HC	3300	.125	2.2	40.0	25.0
CMF4-5004HC	5000	.150	2.0	49.0	30.0
CMF4-7504HC	7500	.300	1.4	77.0	30.0
CMF4-1005HC	10000	.390	1.2	91.0	32.0



NOTES:

- Inductance and DCR is for each side or single winding

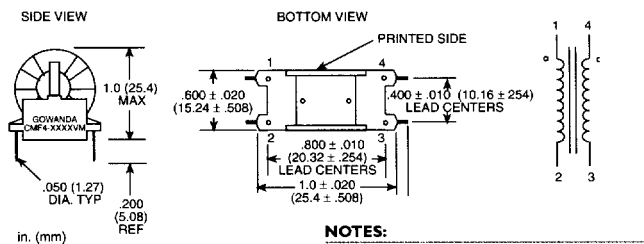
PACKAGING SPECS:

Bulk only.

CMF4 VM Vertical Mount Common Modes



PART NUMBER	INDUCTANCE @ 10 kHz $\mu\text{H} \pm 30\%^*$	DCR OHMS MAX.*	CURRENT RATING AMPS	LEAKAGE L $\mu\text{H REF.}$	INTERWINDING CAPACITANCE pF REF.
CMF4-1003VM	100	.0025	15.0	1.4	3.3
CMF4-2503VM	250	.0038	12.0	3.1	6.6
CMF4-5003VM	500	.006	10.0	5.4	9.2
CMF4-7503VM	750	.013	6.7	7.8	12.0
CMF4-1004VM	1000	.018	5.7	10.0	10.0
CMF4-1704VM	1700	.060	3.1	21.0	11.0
CMF4-2504VM	2500	.073	2.8	28.0	15.0
CMF4-3304VM	3300	.125	2.2	36.0	16.0
CMF4-5004VM	5000	.150	2.0	50.0	19.0
CMF4-7504VM	7500	.300	1.4	80.0	22.0
CMF4-1005VM	10000	.390	1.2	90.0	20.0



NOTES:

- Inductance and DCR is for each side or single winding

PACKAGING SPECS:

Bulk only.



One Magnetics Pkwy, Gowanda, NY 14070 • (t) 716-532-2234 • (f) 716-532-2702 • sales@gowanda.com