


ULTRA FAST RECTIFIERS


ULTRAFAST RECTIFIERS - COMMON CATHODE

PACKAGE
TO-257



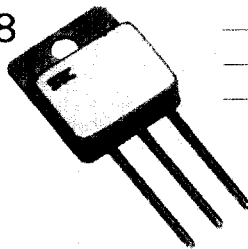
DEVICE TYPE	INVERSE VOLTAGE VOLTS	I _O (avg) AMPS 100°C	V _F @ I _O VOLTS		I _R @ PIV		trr ns	CHIP
			25°C	125°C	μA 25°C	mA 125°C		
SPD1520	200	15	1.1	1.05	10	1.0	35	MURC1520
SPD1540	400	15	1.35	1.25	10	1.0	60	MURC1540
SPD1560	600	15	1.2	1.50	10	1.0	60	MURC1560

TO-254



SPD3020	200	30	1.1	1.0	25	1.0	35	MURC3020
SPD3040	400	30	1.3	1.15	25	1.0	50	MURC3040
SPD3060	600	30	1.45	1.35	25	1.0	70	MURC3060


TO-258



SPD4020	200	40	1.00	.975	25	1.0	50	MURC4020
SPD4040	400	40	1.20	1.10	25	1.0	60	MURC4040
SPD4060	600	40	1.40	1.30	25	1.0	75	MURC4060


ULTRAFAST RECTIFIERS - CENTER TAP PER LEG

PACKAGE
TO-257




DEVICE TYPE	INVERSE VOLTAGE VOLTS	I _O (avg) AMPS 100°C	V _F @ I _O VOLTS		I _R @ PIV		trr ns	CHIP
			25°C	125°C	μA 25°C	mA 125°C		
SPD1520C	200	15	1.1	1.05	10	1.0	35	MURC820
SPD1540C	400	15	1.35	1.25	10	1.0	60	MURC840
SPD1560C	600	15	1.2	1.50	10	1.0	60	MURC860

TO-254



SPD3020C	200	30	1.1	1.0	25	1.0	35	MURC1520
SPD3040C	400	30	1.3	1.15	25	1.0	50	MURC1540
SPD3060C	600	30	1.45	1.35	25	1.0	70	MURC1560

TO-258



SPD4020C	200	40	1.00	.975	25	1.0	50	MURC2020
SPD4040C	400	40	1.20	1.10	25	1.0	60	MURC2040
SPD4060C	600	40	1.40	1.30	25	1.0	75	MURC2060

Note:

- ① Type number listed is for common cathode version. For common anode types replace "C" in type number with "A". For doublers, replace "C" with "D" (see pinouts in mechanical dimensions).
- ② T_c = 100°C.
- All ratings are at T_A = 25°C unless otherwise specified.
- Maximum operating and storage temperature -65°C to +175°C. (+150°C for 30 volt Schottky devices).