


Features

- ◆ Semi-regulated output (load)
- ◆ Highest power density 3W SIP-Converter
- ◆ Industry standard pinout
- ◆ High efficiency up to 89%
- ◆ I/O isolation voltage 1000 VDC
- ◆ Operating temperature range
-40°C to +85°C
- ◆ 3-year product warranty



The TRA 3 series are miniature, I/O-isolated 3W DC/DC-converters with a semi load regulation. They are the ideal solution to power drivers and circuits where unregulated DC/DC converters do not meet the input voltage range at load change.

Models

Order code	Input voltage	Output voltage	Output current max.	Load regulation max.	Efficiency typ.
TRA 3- 0511	5 VDC ±10%	5 VDC	600 mA	8 %	83 %
TRA 3- 0519		9 VDC	333 mA	7 %	87 %
TRA 3- 0512		12 VDC	250 mA	7 %	85 %
TRA 3- 0513		15 VDC	200 mA	6 %	87 %
TRA 3- 1211	12 VDC ±10%	5 VDC	600 mA	6 %	84 %
TRA 3- 1219		9 VDC	333 mA	5 %	87 %
TRA 3- 1212		12 VDC	250 mA	4.5 %	88 %
TRA 1- 1213		15 VDC	200 mA	4 %	89 %
TRA 3- 2411	24 VDC ±10%	5 VDC	600 mA	6 %	82 %
TRA 3- 2419		9 VDC	333 mA	5 %	85 %
TRA 3- 2412		12 VDC	250 mA	4.5 %	85 %
TRA 3- 2413		15 VDC	200 mA	3.5 %	85 %

Input Specifications

Input current no load / full load	5 Vin models	50 mA / 700 mA typ.
	12 Vin models	40 mA / 285 mA typ.
	24 Vin models	30 mA / 150 mA typ.
Surge voltage (1 sec. max.)	5 Vin models	9 V max.
	12 Vin models	18 V max.
	24 Vin models	30 V max.
Input filter		internal capacitor
Reverse polarity input current		0.5 A max.
Recommended input fuse (slow blow type)	5 Vin models:	2000 mA
	12 Vin models:	1000 mA
	24 Vin models:	500 mA

Output Specifications

Regulation	– Input variation – Load variation	1.2 % / 1 % change of Vin see graph 1 on page 3
Ripple and noise (20 MHz Bandwidth)		100 mVp-p max.
Temperature coefficient		± 0.02 %/K
Short circuit		limited 0.5 sec. max.
Capacitive load		220 µF max.

General Specifications

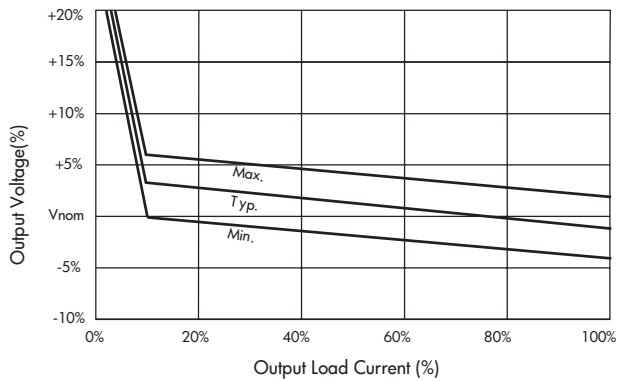
Temperature ranges	– Operating – Case temperature – Storage	–40°C to +85°C (without derating) +100°C max. –50°C to +125°C
Humidity (non condensing)		95 % rel H max.
Reliability, calculated MTBF (MIL-HDBK-217F, at +25°C, ground benign)		>2'000'000 h
Isolation voltage (60 sec.)	Input/Output	1'000 VDC
Isolation capacitance	Input/Output	60 pF typ.
Isolation resistance	Input/Output	>1'000 Mohm
Switching frequency		tba. (frequency modulation)
Safety standards		IEC 60950-1:2005 (2nd edition) + Am 1:2009 EN 60950-1:2006 + Am 1:2010 + Am 11:2009
Safety approvals	– CB scheme (IEC 60950-1) – CSA certification (UL 60950-1, CSA 60950-1-07)	pending www.tracopower.com/products/tra3-cb.pdf www.tracopower.com/products/tra3-csa.pdf
Environmental compliance	– Reach – RoHS	www.tracopower.com/products/tra3-reach.pdf RoHS directive 2011/65/EU

All specifications valid at nominal input voltage, full load and +25°C after warm-up time unless otherwise stated.

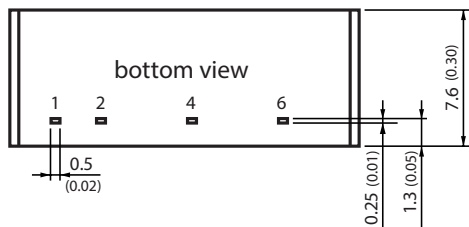
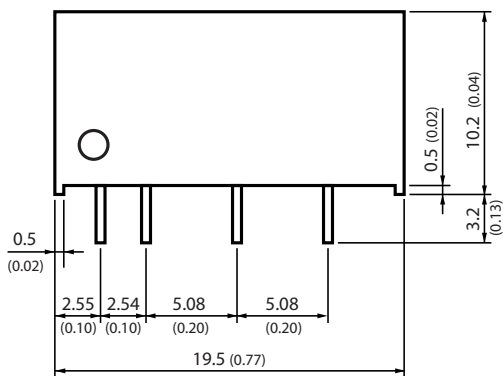
Physical Specifications

Casing material	non conductive plastic (UL 94V-0 rated)
Weight	2.2 g (0.07 oz)
Soldering temperature	max. 260°C, 10 sec, 1.5 mm from case

Graph 1: Load regulation (i.g. TRA 3-1211)



Outline Dimensions



Pin-Out	
Pin	Function
1	+Vin (Vcc)
2	-Vin (GND)
4	-Vout
6	+Vout

Dimensions in [mm], () = Inch
Pin pitch tolerances: ±0.13 (±0.005)
Case tolerances: ±0.25 (±0.01)

Specifications can be changed without notice! Make sure you are using the latest documentation, downloadable at www.tracopower.com