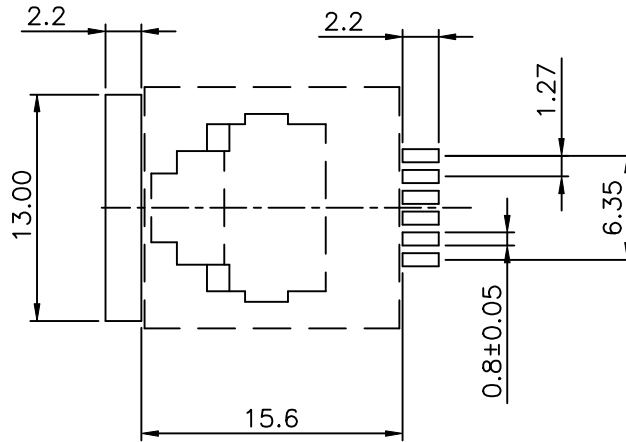
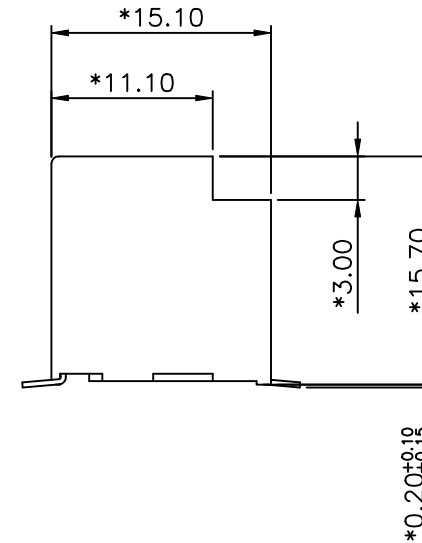
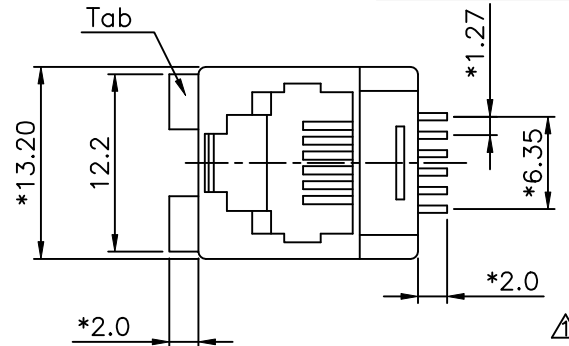


A1RFRD10



PC Board Layout
Component Side Shown



REVISION RECORD				
REV	ECO	DESCRIPTION	DRFT	CHKD
△		MODIFY DRAWING	YUNYU 12/28/04	
△		ADDPART NUMBER	CSH 8/17/05	
△		NOTES MODIFY	Among 11/01/06	

NOTES:

ELECTRICAL:

- VOLTAGE RATING : 125 VAC RMS.
- CURRENT RATING : 1.5 AMP.
- CONTACT RESISTANCE : 30 MILLIOHMS MAX.
- INSULATION RESISTANCE: 1000 MEGOHMS MIN @ 500 VDC.
- DIELECTRIC STRENGTH : 1000 VAC RMS 60Hz, 1MIN.

MECHANICAL:

- HOUSING MATERIAL : NYLON FR52 (HIGH TEMPERATURE) UL94V-0.
- CONTACT MATERIAL : PHOSPHOR BRONZE t=0.35mm.
- △ 3. PLATING : GOLD PLATING OVER NICKEL.
- OPERATING LIFE : 750 CYCLES MIN.
- PCB RETENTION PRE-SOLDER : 1 LB MIN.
- PCB RETENTION POST-SOLDER: 10 LBS MIN.

ENVIRONMENTAL:

- STORAGE : -40°C TO +85°C.
 - △ 2. OPERATION: -40°C TO +85°C.
- MATES WITH MODULAR PLUG CONFORMING TO
FCC PART 68, SUBPART F.

CUL FILE NO. E163191

PART NUMBER: E526X-700XBX

- 4- 4CONTACTS
- 6- 6CONTACTS

- 1- 3u" 2- 6u" 3-15u"
- 4-30u" 5-50u"

- 7--PBT+15%
- B--FR52

← MM (INCH) →		DFTD Lien	DATE 12/10/99
TOLERANCES EXCEPT AS NOTED		CHKD SAMMY	DATE 2004/11/17
		MFO	DATE
		APPVLLUSHENG	DATE 2004/11/17
MM			
.0	±0.20		
.00	±0.15		
.000	±0.075		
ANGLES ±			
THIRD ANGLE PROJECTION			

FULL RISE ELECTRONIC CO., LTD

TITLE
TOP ENTRY PCB JACK (SMT TYPE)

DRAWING NO. GE523A21
/PART NO. SEE NOTE

SIZE A3
REV 11/01/04
3

DO NOT SCALE DRAWING

SHEET X OF Y

8

7

6

5

4

3

2

1

H

G

F

E

D

C

B

A