



SANYO Semiconductors

DATA SHEET

An ON Semiconductor Company

LC898212XA — CMOS LSI AF Control LSI

Overview

The AF control device, LC898212XA (LC898212XA-MH), provides an ideal way to implement the reduced power consumption and the improved autofocus precision and speed (reduced convergence time) required in high-pixel-count camera modules for use in smartphones.

The LC898212XA integrates on a single chip an equalizer circuit employing digital calculation, and it can be combined with position sensors to build a closed-loop actuator control system. Since closed-loop control provides better ability to maintain the control object than conventional open-loop systems and is not affected by position differences, the LC898212XA is ideal for use in AF systems used in a wide variety of cameras. A closed-loop system uses position sensors for position control, and power consumption is lower than with conventional open-loop control, which uses current values for position control.

In addition, a new PWM drive system employed suppresses noise that could affect image quality while achieving reduced power consumption, making this IC ideal for use in mobile devices such as smartphones. The filter coefficients of the equalizer circuit can be adjusted to any values desired by making register settings via I²C communication. This makes it possible to build a control circuit optimized to the various types of actuators and thereby achieve faster autofocus (reduced convergence time) performance.

The integrated ADC provides up to 10-bit precision for highly accurate AF position control. Also integrated on-chip are a constant current supply DAC for drive and an op-amp with adjustable gain for use with the position sensors indispensable for building a closed-loop control system.

* I²C Bus is a trademark of Philips Corporation.

- Any and all SANYO Semiconductor Co.,Ltd. products described or contained herein are, with regard to "standard application", intended for the use as general electronics equipment. The products mentioned herein shall not be intended for use for any "special application" (medical equipment whose purpose is to sustain life, aerospace instrument, nuclear control device, burning appliances, transportation machine, traffic signal system, safety equipment etc.) that shall require extremely high level of reliability and can directly threaten human lives in case of failure or malfunction of the product or may cause harm to human bodies, nor shall they grant any guarantee thereof. If you should intend to use our products for new introduction or other application different from current conditions on the usage of automotive device, communication device, office equipment, industrial equipment etc. , please consult with us about usage condition (temperature, operation time etc.) prior to the intended use. If there is no consultation or inquiry before the intended use, our customer shall be solely responsible for the use.
- Specifications of any and all SANYO Semiconductor Co.,Ltd. products described or contained herein stipulate the performance, characteristics, and functions of the described products in the independent state, and are not guarantees of the performance, characteristics, and functions of the described products as mounted in the customer's products or equipment. To verify symptoms and states that cannot be evaluated in an independent device, the customer should always evaluate and test devices mounted in the customer's products or equipment.

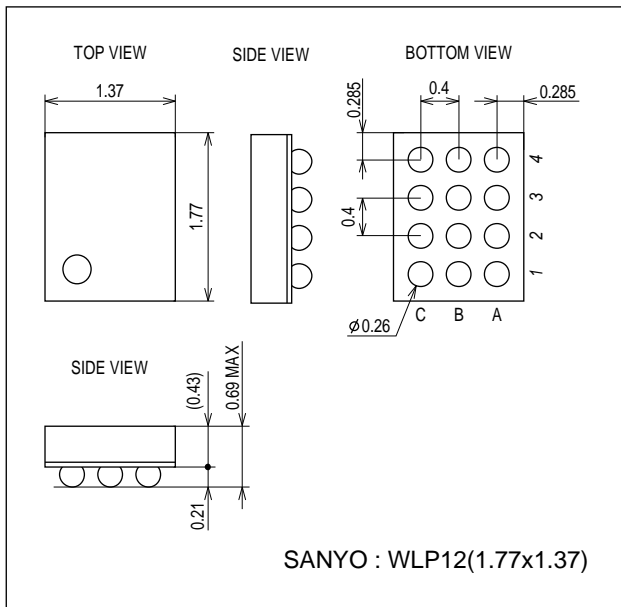
Features

- Built-in equalizer circuit using digital operation
 - AF control equalize circuit
 - Any coefficient can be specified by I²C I/F
- I²C Interface
- Built-in A/D converter
 - Maximum 10-bit
 - Input 2 channel
- Built-in D/A converter
 - 8-bit
 - Output 2-channel (Hall offset, Constant current Bias)
- Built-in OP Amp
 - 1 channel
 - Hall Amp
- Built-in OSC
 - 48MHz (Frequency adjustment function)
- Built-in PWM pulse generator circuit
 - PWM circuit for AF control
- 1-chip motor driver
 - Saturation drive H bridge 1 channel
- Package
 - WL-CSP 12-pin
 - Lead-free, halogen-free
- Supply voltage
 - Logic unit: Internal core typ 1.2V (1.08V to 1.32V), AV_{DD} (2.6V to 3.6V)
 - Driver unit: VM (2.6V to 3.6V)

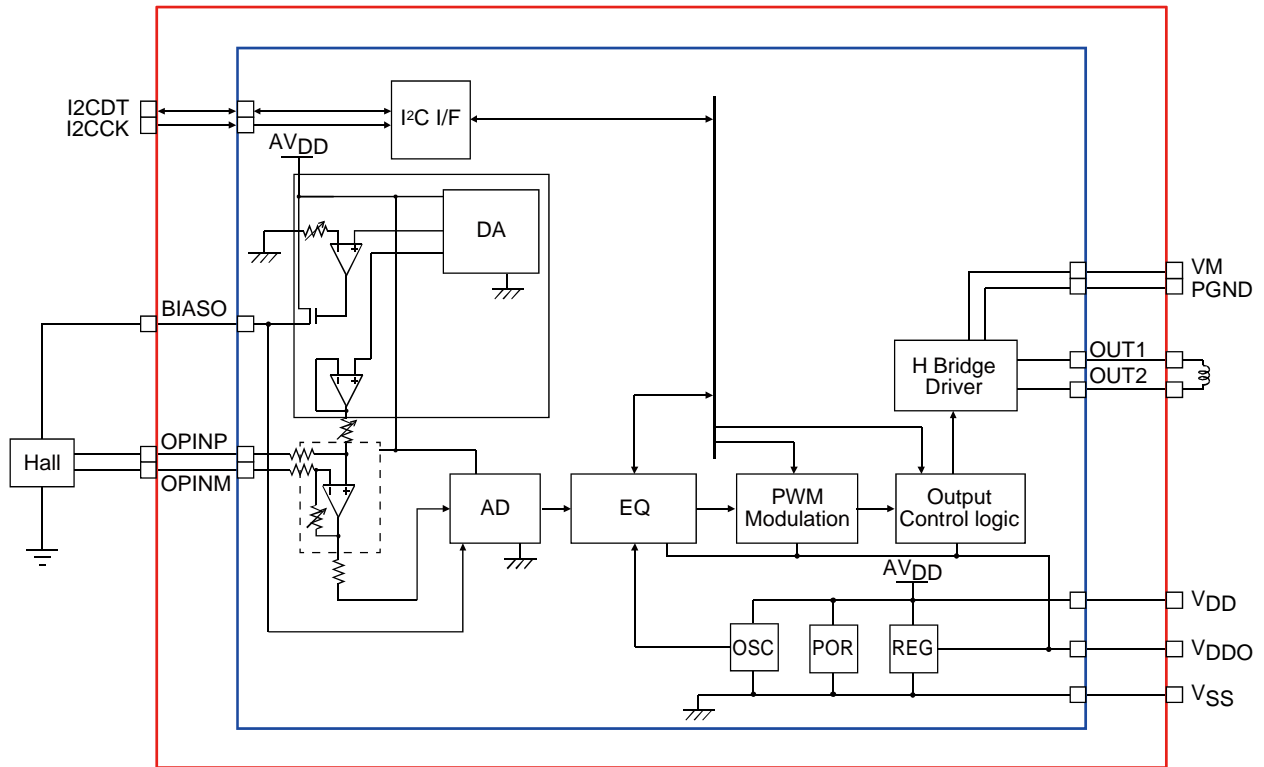
Package Dimensions

unit : mm (typ)

3440



Block Diagram



LC898212XA

Pin Description

TYPE					
I	INPUT	P	Power supply, GND	NC	NOT CONNECT
O	OUTPUT				
B	BIDIRECTION				

I²C interface

I2CCK	B	I ² C Clock pin
I2CDT	B	I ² C Data pin

D/A interface

BIASO	O	D/A output (Hall bias input)
-------	---	------------------------------

Op-Amp interface

OPINP	I	Op-Amp input
OPINM	I	Op-Amp input

Driver interface

OUT1	O	Actuator output pin
OUT2	O	Actuator output pin

Power supply pin

V _{DD}	P	Digital power supply
V _{SS}	P	Digital GND
V _{DDO}	P	LDO power supply out
VM	P	Motor power supply
PGND	P	Power GND

PIN TYPE “O” – Ensure that it is set to OPEN.

PIN TYPE “I” – OPEN is inhibited. Ensure that it is connected to the V_{DD} or V_{SS} even when it is unused.
(Please contact SANYO Electric Co., Ltd. for more information about selection of V_{DD} or V_{SS}.)

PIN TYPE “B” – If you are unsure about processing method on the pin description of pin layout table, please contact us.

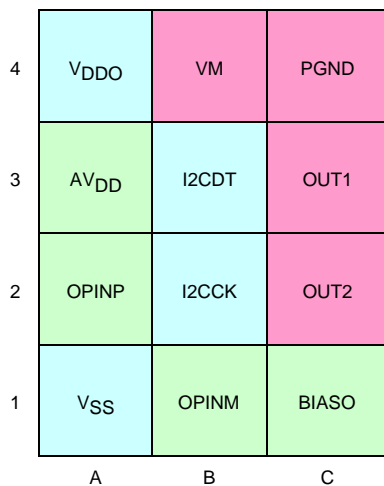
Note that incorrect processing of unused pins may result in defects.

If you have any question, please feel free to contact us.

Pin Layout

Circuit Name	Number of Pins	Circuit Name	Number of Pins
Analog	4	Driver	4
Logic	4		

Backside pin layout diagram (Top View from the mold side)



- SANYO Semiconductor Co.,Ltd. assumes no responsibility for equipment failures that result from using products at values that exceed, even momentarily, rated values (such as maximum ratings, operating condition ranges, or other parameters) listed in products specifications of any and all SANYO Semiconductor Co.,Ltd. products described or contained herein.
- Regarding monolithic semiconductors, if you should intend to use this IC continuously under high temperature, high current, high voltage, or drastic temperature change, even if it is used within the range of absolute maximum ratings or operating conditions, there is a possibility of decrease reliability. Please contact us for a confirmation.
- SANYO Semiconductor Co.,Ltd. strives to supply high-quality high-reliability products, however, any and all semiconductor products fail or malfunction with some probability. It is possible that these probabilistic failures or malfunction could give rise to accidents or events that could endanger human lives, trouble that could give rise to smoke or fire, or accidents that could cause damage to other property. When designing equipment, adopt safety measures so that these kinds of accidents or events cannot occur. Such measures include but are not limited to protective circuits and error prevention circuits for safe design, redundant design, and structural design.
- In the event that any or all SANYO Semiconductor Co.,Ltd. products described or contained herein are controlled under any of applicable local export control laws and regulations, such products may require the export license from the authorities concerned in accordance with the above law.
- No part of this publication may be reproduced or transmitted in any form or by any means, electronic or mechanical, including photocopying and recording, or any information storage or retrieval system, or otherwise, without the prior written consent of SANYO Semiconductor Co.,Ltd.
- Any and all information described or contained herein are subject to change without notice due to product/technology improvement, etc. When designing equipment, refer to the "Delivery Specification" for the SANYO Semiconductor Co.,Ltd. product that you intend to use.
- Upon using the technical information or products described herein, neither warranty nor license shall be granted with regard to intellectual property rights or any other rights of SANYO Semiconductor Co.,Ltd. or any third party. SANYO Semiconductor Co.,Ltd. shall not be liable for any claim or suits with regard to a third party's intellectual property rights which has resulted from the use of the technical information and products mentioned above.

This catalog provides information as of September, 2012. Specifications and information herein are subject to change without notice.