
Connectorized PIN Photodiodes

Technical Data

PDT0X1X

Features

- Industry Standard Connectors—FC, ST® and SC
- 1200 nm to 1650 nm Wavelength
- High Responsivity
- High Reliability Planar InGaAs Photodiode
- Range of Flange Options
- Low Dark Current
- -40°C to +85°C Operation

Applications

- Optical Data Communication Receivers
- O-E Convertors
- LANS
- FDDI Networks
- Instrumentation
- FITL
- Single and Multimode Fiber Communications Systems

Description

The PDT range of products includes a variety of connectorized PIN photodiodes designed for wide operating temperature, low cost applications such as fiber in the loop. The planar InGaAs photodiodes are manufactured using our MOVPE growth technology and give low leakage, high responsivity performance with excellent reliability.

The construction of the devices includes a hermetically sealed photodiode and is designed to be compatible with the environmental requirements of the Bellcore TA-TSY-000983 document.

The product range includes a variety of pinout, connector type



and flange mounting options, designed to match the majority of offerings in the marketplace. If the specific arrangement or performance you require is not listed, please contact Hewlett-Packard. Highly flexible design and manufacturing processes allow both physical and electro-optic customization to suit your needs.

ST® is a Registered Trademark of AT&T.

ESD WARNING: NORMAL HANDLING PRECAUTIONS SHOULD BE TAKEN TO AVOID STATIC DISCHARGE.

PDT Connectorized PIN Photodiode Specifications

Absolute Maximum Ratings

Absolute maximum limits mean that no catastrophic damage will occur if the product is subjected to these ratings for short periods, provided each limiting parameter is in isolation and all other parameters have values within the performance specification. It should not be assumed that limiting values of more than one parameter can be applied to the product at the same time.

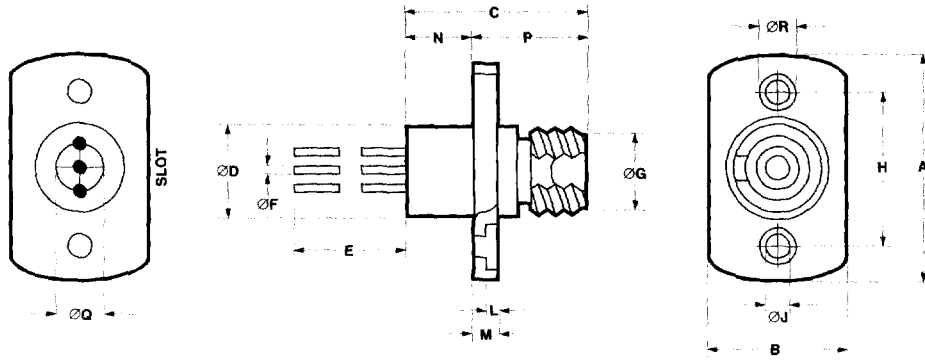
Parameter	Symbol	Minimum	Maximum	Units
Reverse Voltage	Vr	-	20	V
Reverse Current	Ir	-	12	mA
Forward Voltage	Vf	-	1	V
Forward Current	If	-	5	mA
Power Dissipation	-	-	50	mW
Operating Temperature	Tc	-40	85	°C
Storage Temperature	Ts	-40	85	°C
Soldering-10 seconds	-	-	260	°C

Performance Specification

Parameter	Symbol	Test Conditions: Unless Otherwise Stated Vr = 5 V, Tc = 25°C	PDT031X		PDT041X		Units
			Min.	Max.	Min.	Max.	
Dark Current	Id		-	1	-	1	nA
		Tc = 85°C	-	50	-	50	nA
Reverse Breakdown Voltage	Vbr	Ir = 10 μA	35	-	35	-	V
Capacitance	C	1 MHz	-	1.1	-	1.7	pF
Responsivity	R	λ = 1300 nm	0.7	-	0.7	-	A/W
Operating Wavelength	λ	80% points	1200	1650	1200	1650	nm
Rise/Fall Times	τr/τf	10% to 90%	-	0.25	-	0.5	nS

PDT Mechanical Outline Options

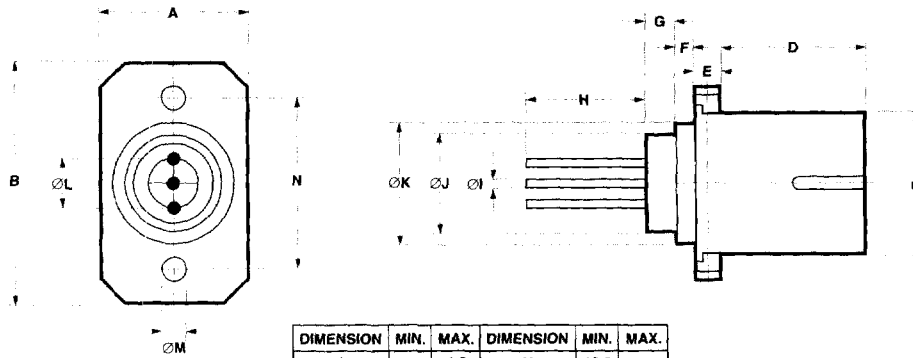
PDT0X1X-FC-A



DIMENSION	MIN.	MAX.	DIMENSION	MIN.	MAX.
A	-	19.5	ØJ	2.08	2.32
B	-	9.5	L	-	1.65
C	-	15	M	-	2.2
ØD	-	9.1	N	-	6.8
E	12.0	-	P	-	8.2
ØF	0.41	0.47	ØQ	2.54 NOM.	
ØG	M8 X 0.75		ØR	-	4.2
H	13.35	13.55			

ALL DIMENSIONS IN mm.

PDT0X1X-SC-A Plastic Housing

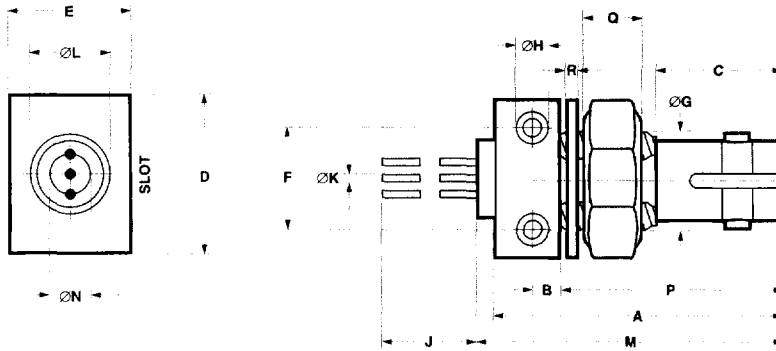


DIMENSION	MIN.	MAX.	DIMENSION	MIN.	MAX.
A	-	9.5	H	12.0	-
B	-	23.0	ØI	0.41	0.47
C	-	13.5	ØJ	6.9	7.0
D	-	12.5	ØK	-	8.6
E	-	3.1	ØL	2.54 NOM.	
F	-	2.4	ØM	2.2	2.4
G	-	3.9	N	17.5	18.5

ALL DIMENSIONS IN mm.

PDT Mechanical Outline Options

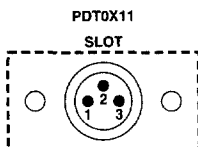
PDT1X4X-ST-F



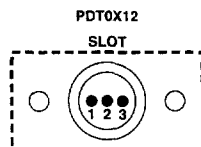
DIMENSION	MIN.	MAX.	DIMENSION	MIN.	MAX.
A	-	21.0	J	12.0	-
B	1.8	2.2	ØK	0.41	0.47
C	-	9.8	ØL	-	7.0
D	-	12.9	M	-	22.5
E	-	9.7	ØN	2.54 NOM.	
F	9.43	9.83	P	14.9	15.3
G	3/8-32 UNE-F-2A		Q	2.54 NOM.	
H	2-56 UNC-2B		R	0.50 NOM.	

ALL DIMENSIONS IN mm.

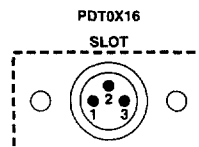
PDT Electrical Pinouts



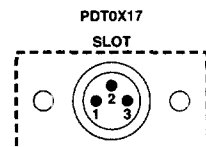
PIN 1: CATHODE +VE
PIN 2: ANODE -VE
PIN 3: TO CASE



PIN 1: ANODE -VE
PIN 2: CATHODE +VE
PIN 3: TO CASE



PIN 1: CATHODE +VE
PIN 2: TO CASE
PIN 3: ANODE -VE

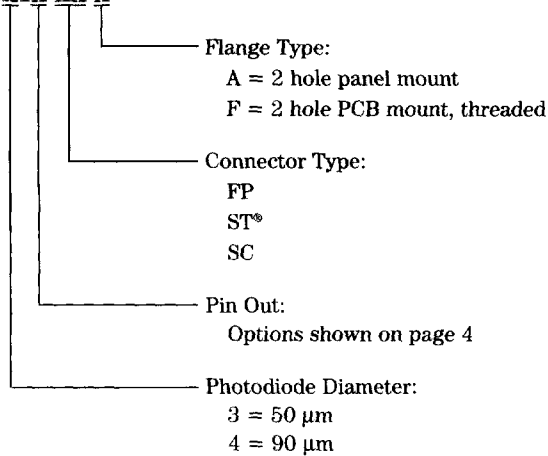


PIN 1: ANODE -VE
PIN 2: CATHODE +VE
PIN 3: TO CASE



Ordering Information

PDT0X1X-XX-X



Preferred Options:

PDT0311-FC-A
PDT0312-FC-A
PDT0411-FC-A
PDT0411-ST-F
PDT0412-FC-A
PDT0412-ST-F
PDT0417-FC-A

Additional copies are available to meet your specific needs. Please contact your local representative for details.

Handling Precautions

1. The PDT0X1X can be damaged by current surges of overvoltage. Power supply transient precautions should be taken.
2. Normal handling precautions for electrostatic sensitive devices should be taken.

ST® is a Registered Trademark of AT&T.