


.100" (2.54 mm) Header



1100-28 Straight

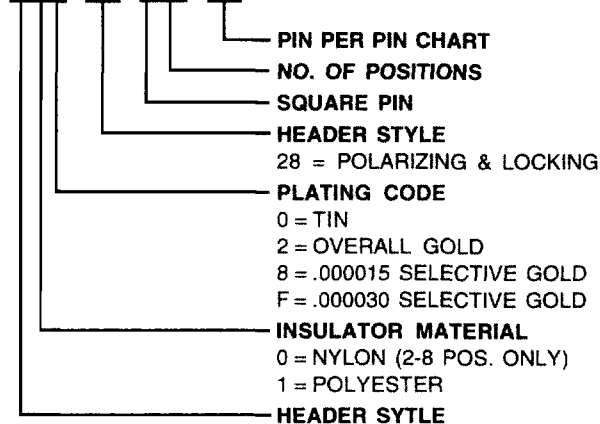
Locking polarizing header with preinserted .025" square pins. Ideal when interconnections must be locked together. Polarizing reduces need for pin removal polarization allowing greater space utilization. Mates with 1300 series crimp or IDC style connectors.

Housing Material: Nylon 94V-0

Pins: Plated phosphor bronze

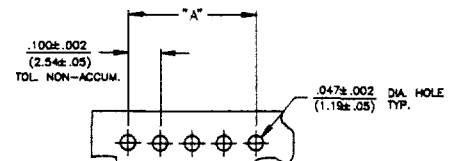
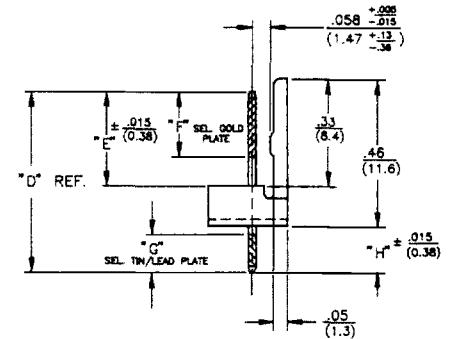
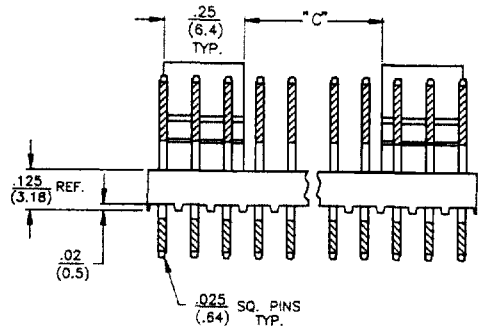
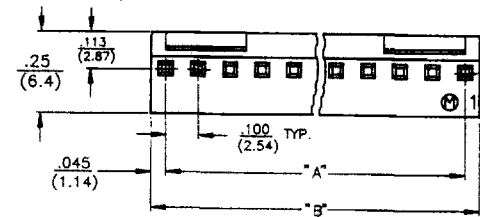
PART NUMBER CODING

11XX - 28 - 1XX - XX



ALL DIMENSIONS ARE IN INCHES
DIMENSIONS IN () ARE IN MILLIMETERS

PART NUMBER	NO. OF POS.	"A" ±.005(±.13)	"B" ±.010(±.25)	"C" ±.010 (±.25)
11XX-28-102-XX	2	.190 (2.54)	.190 (4.38)	SEE NOTE
11XX-28-103-XX	3	.200 (5.08)	.290 (7.37)	
11XX-28-104-XX	4	.300 (7.62)	.390 (9.91)	
11XX-28-105-XX	5	.400 (10.16)	.490 (12.45)	
11XX-28-106-XX	6	.500 (12.70)	.590 (14.99)	SEE NOTE
11XX-28-107-XX	7	.600 (15.24)	.690 (17.53)	.100 (2.54)
11XX-28-108-XX	8	.700 (17.78)	.790 (20.07)	.200 (5.08)
11XX-28-109-XX	9	.800 (20.32)	.890 (22.61)	.300 (7.62)
11XX-28-110-XX	10	.900 (22.86)	.990 (25.15)	.400 (10.16)
11XX-28-111-XX	11	1.000 (25.40)	1.090 (27.69)	.500 (12.70)
11XX-28-112-XX	12	1.100 (27.94)	1.190 (30.23)	.600 (15.24)
11XX-28-113-XX	13	1.200 (30.48)	1.290 (32.77)	.700 (17.78)
11XX-28-114-XX	14	1.300 (33.02)	1.390 (35.31)	.800 (20.32)
11XX-28-115-XX	15	1.400 (35.56)	1.490 (37.85)	.900 (22.86)
11XX-28-116-XX	16	1.500 (38.10)	1.590 (40.39)	1.000 (25.40)
11XX-28-117-XX	17	1.600 (40.64)	1.690 (42.93)	1.100 (27.94)
11XX-28-118-XX	18	1.700 (43.18)	1.790 (45.47)	1.200 (30.48)
11XX-28-119-XX	19	1.800 (45.72)	1.890 (48.01)	1.300 (33.02)
11XX-28-120-XX	20	1.900 (48.26)	1.990 (50.55)	1.400 (35.56)
11XX-28-121-XX	21	2.000 (50.80)	2.090 (53.09)	1.500 (38.10)
11XX-28-122-XX	22	2.100 (53.34)	2.190 (55.63)	1.600 (40.64)
11XX-28-123-XX	23	2.200 (55.88)	2.290 (58.17)	1.700 (43.18)
11XX-28-124-XX	24	2.300 (58.42)	2.390 (60.71)	1.800 (45.72)
11XX-28-125-XX	25	2.400 (60.96)	2.490 (63.26)	1.900 (48.26)
11XX-28-126-XX	26	2.500 (63.50)	2.590 (65.79)	2.000 (50.80)
11XX-28-127-XX	27	2.600 (66.04)	2.690 (68.33)	2.100 (53.34)
11XX-28-128-XX	28	2.700 (68.58)	2.790 (70.87)	2.200 (55.88)



RECOMMENDED P.C. BOARD LAYOUT

Pin Chart

PIN NUMBER	DIM. D REF.	DIM. E	DIM. F	DIM. G	DIM. H
01	.540 (13.72)	.29 (7.4)	.20 (5.1)	.12 (3.0)	.125 (3.18)

Note: For circuits 2 through 6 locking ramp will be solid