


How to Order

TBF and BFR pressurized bulkhead receptacles mate with standard MS type plugs (3106,3107 and 3108) if contact arrangements correspond. Both the BFR and TBF have resilient insulators. The TBF (thru-bulkhead fitting) version has a double-faced construction allowing mating from both ends. An O ring is supplied as standard on both the BFR and the TBF. Contacts are silver plated copper or brass alloy. Shells are aluminum alloy.



PREFIX
 BF - Bulkhead Fittings
 TBF - Thru bulkhead fittings

CLASS
 * R - Resilient insulators
 H - Hermetic; see page 327
 *Letter designator "R" not required for TBF.

SHELL SIZE
 Coupling thread diameter figured in sixteenths of an inch

CONTACT ARRANGEMENTS
 See pages 171 - 174.


CONTACT TYPE
 P for Pin; S for Socket; PS for Pin and Socket (TBF only)

ALTERNATE POSITION
 (Consult factory for available alternate positions.)

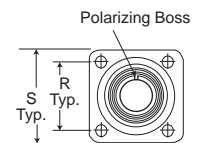
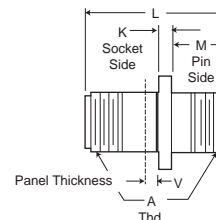
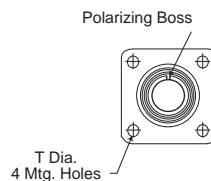
MOUNTING
 BFR only; see chart on page 183

Thru-Bulkhead Receptacle

TBF - Resilient Insulator



TBF thru-bulkhead fittings have pressurized resilient insulators. Special double-face pin and socket contact construction permits cable components to be wired and tested in the shop and then to be plugged into the mounted TBF plug to complete the installation. The TBF mates with 3106, 3107 and 3108 plugs.



Shell Size	K Max.	L Max.	M		S ±.031 (0.79)	T		V Max.	A Thread
			+.031 (0.79) -.000 (0.00)	R ±.005 (0.13)		+.010 (0.25) -.005 (0.13)			
8S	.125 (3.18)	1.482 (37.64)	.562 (14.27)	.594 (15.09)	.875 (22.22)	.120 (3.05)	.325 (8.26)	1/2-28UNEF-2A	
10S	.125 (3.18)	1.482 (37.64)	.562 (14.27)	.179 (18.26)	1.000 (25.40)	.120 (3.05)	.325 (8.26)	5/8-24UNEF-2A	
10SL	.125 (3.18)	1.482 (37.64)	.562 (14.27)	.179 (18.26)	1.000 (25.40)	.120 (3.05)	.325 (8.26)	5/8-24UNEF-2A	
12S	.140 (3.56)	1.482 (37.64)	.562 (14.27)	.812 (20.62)	1.094 (27.79)	.120 (3.05)	.325 (8.26)	3/4-20UNEF-2A	
14S	.140 (3.56)	1.482 (37.64)	.562 (14.27)	.906 (23.01)	1.188 (30.18)	.120 (3.05)	.325 (8.26)	7/8-20UNEF-2A	
16S	.140 (3.56)	1.482 (37.64)	.562 (14.27)	.968 (24.59)	1.281 (32.54)	.120 (3.05)	.325 (8.26)	1-20UNEF-2A	
12	.146 (3.71)	2.030 (51.56)	.750 (19.05)	.812 (20.62)	1.094 (27.79)	.120 (3.05)	.445 (11.30)	3/4-20UNEF-2A	
14	.146 (3.71)	2.030 (51.56)	.750 (19.05)	.906 (23.01)	1.188 (30.18)	.120 (3.05)	.445 (11.30)	7/8-20UNEF-2A	
16	.146 (3.71)	2.030 (51.56)	.750 (19.05)	.968 (24.59)	1.281 (32.54)	.120 (3.05)	.445 (11.30)	1-20UNEF-2A	
18	.180 (4.57)	2.030 (51.56)	.750 (19.05)	1.062 (26.97)	1.375 (34.92)	.120 (3.05)	.445 (11.30)	1/18-18UNEF-2A	
20	.180 (4.57)	2.030 (51.56)	.750 (19.05)	1.156 (29.36)	1.500 (38.10)	.120 (3.05)	.445 (11.30)	1-1/4-18UNEF-2A	
22	.180 (4.57)	2.030 (51.56)	.750 (19.05)	1.250 (31.75)	1.625 (41.28)	.120 (3.05)	.445 (11.30)	1-3/8-18UNEF-2A	
24	.203 (5.16)	2.030 (51.56)	.812 (20.62)	1.375 (34.92)	1.750 (44.45)	.147 (3.73)	.383 (9.73)	1-1/2-18UNEF-2A	
28	.203 (5.16)	2.030 (51.56)	.812 (20.62)	1.562 (39.67)	2.000 (50.80)	.147 (3.73)	.383 (9.73)	1-3/4-18UNEF-2A	
32	.203 (5.16)	2.030 (51.56)	.875 (22.22)	1.750 (44.45)	2.250 (57.15)	.173 (4.39)	.320 (8.13)	2-18UNEF-2A	
36	.203 (5.16)	2.030 (51.56)	.812 (20.62)	1.938 (49.23)	2.500 (63.50)	.173 (4.39)	.383 (9.73)	2-1/4-16UNEF-2A	
40	.203 (5.16)	2.030 (51.56)	.875 (22.22)	2.188 (55.58)	2.750 (69.85)	.173 (4.39)	.383 (9.73)		