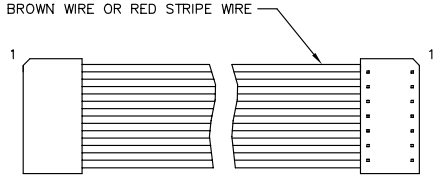


TABLE

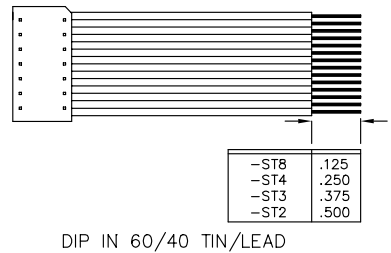
SUFFIX	"A"	"B"	"C"	CA-XXIDP-185-X
-14	.780	.400	.300	CA-14IDP-185-G
-16	.880	.400	.300	CA-16IDP-185-G
-24	1.280	.700	.600	CA-24IDP-185-G
-40	2.080	.700	.600	CA-40IDP-185-G

OPTION SECTION

-SR1 [SIDE/REVERSE 1]



-ST"X" [STRIP & TIN]
 SUFFIX SPECIFIED FROM TABLE.
 ALL DIMENSIONS ±.0625.



-T [TIN PLATING]

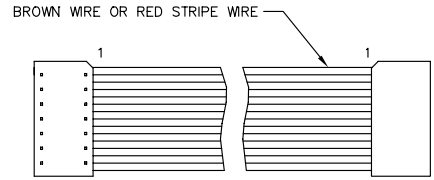
SUBSTITUTE CA-XXIDP-185-T

-G [GRAY CABLE]

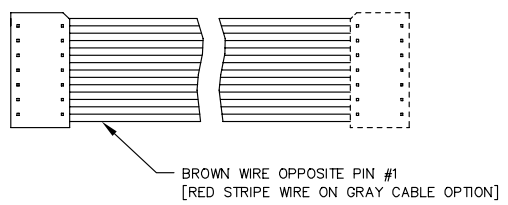
SUBSTITUTE
 CB-XX-28-7/36-050-G

NO. OF CONDUCTORS

-SR2 [SIDE/REVERSE 2]



-RW [REVERSE WIRING]



PLOT SCALE: 1=.5



810 PROGRESS BLVD. NEW ALBANY, INDIANA 47150
 PHONE (812) 944-6733 P.O. BOX 1147
 CODE 55322

Do not scale
 from this print

PROPRIETARY NOTE
 THIS DOCUMENT CONTAINS INFORMATION
 CONFIDENTIAL AND PROPRIETARY TO
 SAMTEC INC AND SHALL NOT BE
 REPRODUCED OR TRANSFERRED TO
 OTHER DOCUMENTS OR DISCLOSED TO
 OTHERS OR USED FOR ANY PURPOSE
 OTHER THAN THAT FOR WHICH IT WAS
 OBTAINED WITHOUT THE EXPRESSED
 WRITTEN CONSENT OF SAMTEC INC.