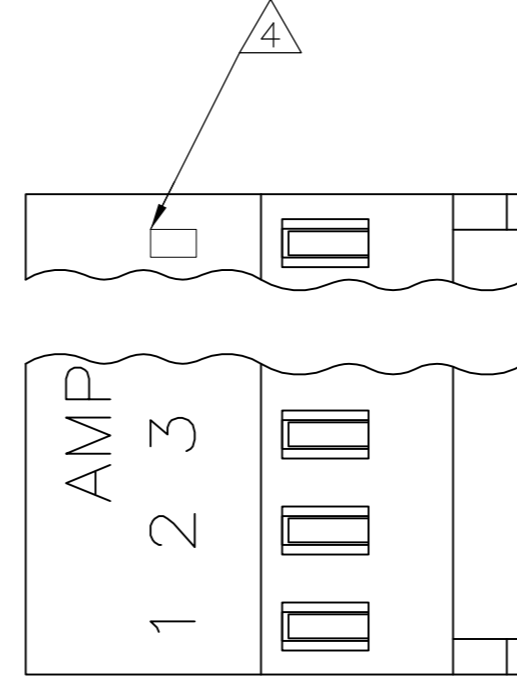


THIS DRAWING IS UNPUBLISHED. RELEASED FOR PUBLICATION
 © COPYRIGHT - By - ALL RIGHTS RESERVED.

LOC		DIST		REVISIONS			
P	LTR	DESCRIPTION		DATE	DWN	APVD	
CM	00	M		REVISED PER ECO-12-007595	03AUG12	KH SM	

- 1 MATERIAL: CONNECTOR-NYLON UL94V-2.
CONTACTS-0.30 [.012] THICK COPPER ALLOY 0.00038 [.000015] GOLD OR 0.00038 [.000015] TOTAL GOLD FLASH OVER PALLADIUM NICKEL, PER TE CONNECTIVITY'S DISCRETION, IN CONTACT AREA WITH BRIGHT TIN-LEAD FOR 641190-2 THRU 2-641190-8, MATTE WHISKER MITIGATED TIN FOR 3-641190-2 THRU 5-641190-8 OVER NICKEL UNDERPLATE.
- 2 CONTACTS ACCEPT 22 AWG WIRE WITH 1.52[.060] MAX INSULATION DIAMETER.
- 3 CONTACTS MUST ACCEPT 0.64#0.03[.025 POST AND REMAIN LOCKED IN POSITION.
- 4 IDENTIFICATION NUMBER FOR LAST CIRCUIT MAY NOT APPEAR ON ALL ASSEMBLIES.
- 5 DIMENSIONS IN BRACKETS ARE IN INCHES.
- 6 HOUSING FEATURES ARE: CLOSED END WITH LOCKING RAMP AND WITH POLARIZING TAB.
- 7 OBSOLETE PARTS: OBSOLETE CIS STREAMLINING PER D.RENAUD/D.SINISI
- 8 RED COLOR STRIPE ON HOUSING (NOT SHOWN) MAY RUN DOWN BETWEEN RIBS.

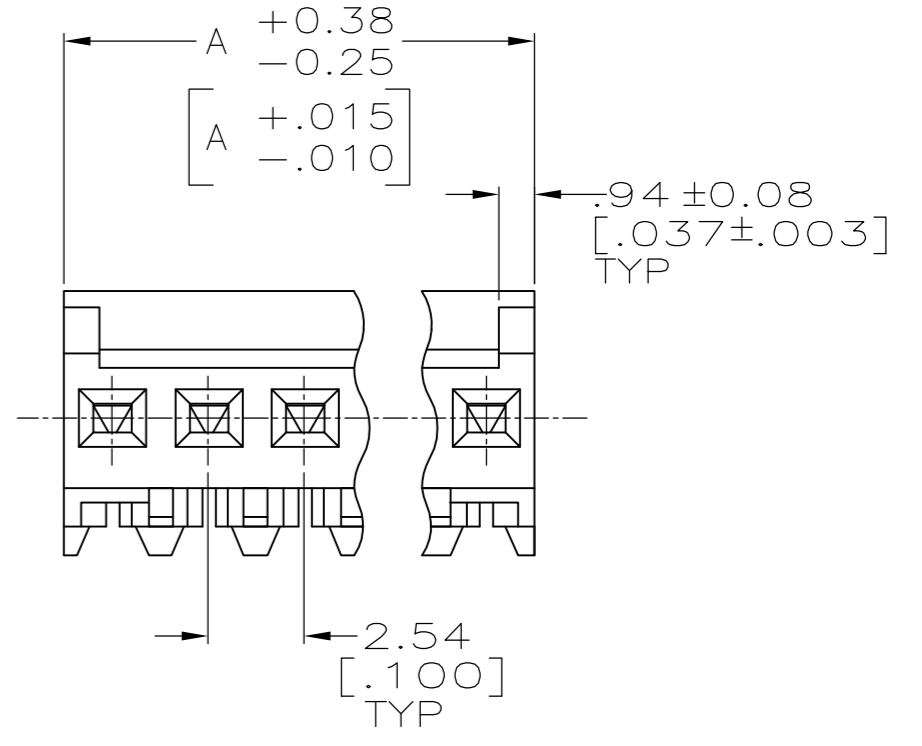
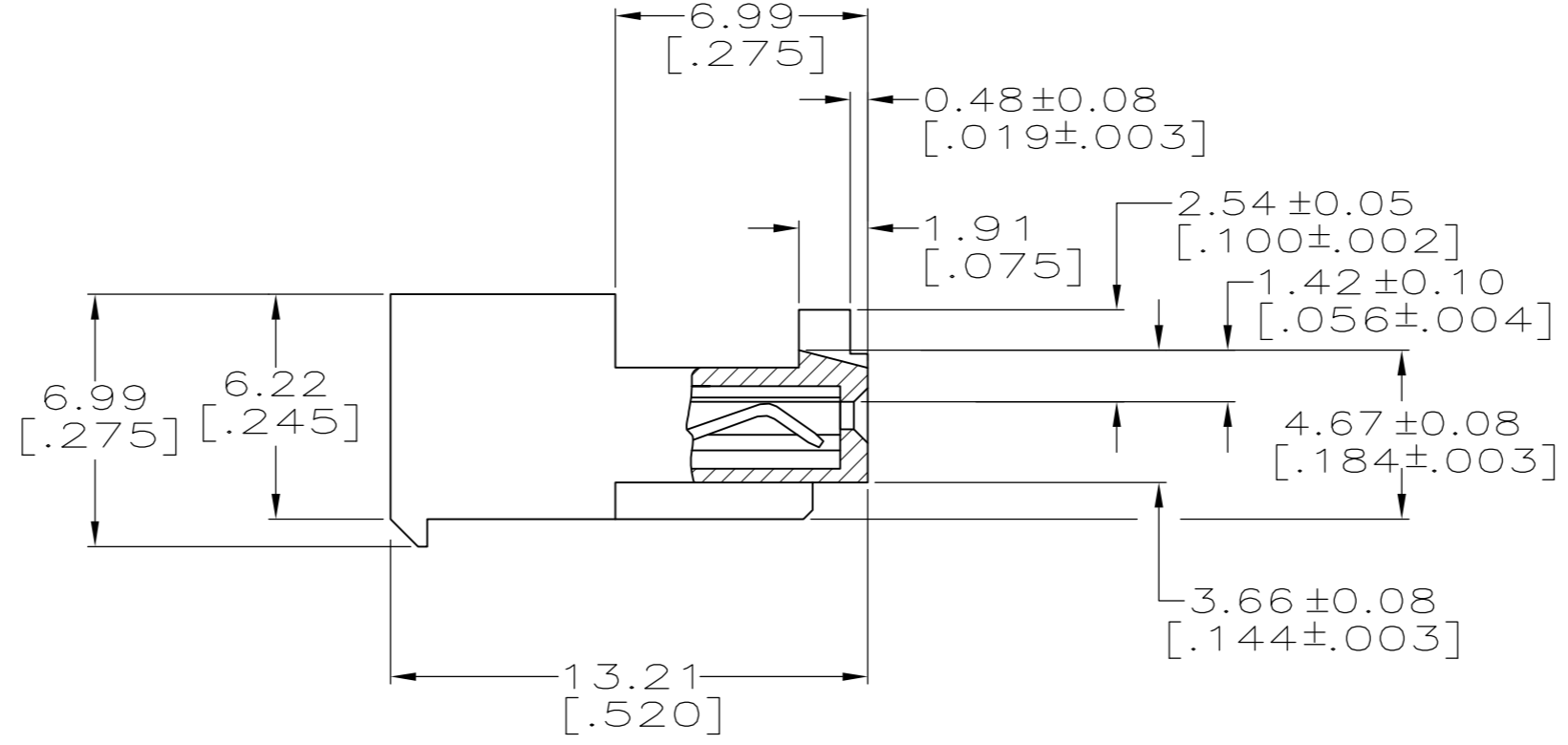
YES	60.96[2.400]	24	5-644038-4
YES	58.42[2.300]	23	5-644038-3
YES	55.88[2.200]	22	5-644038-2
YES	53.34[2.100]	21	5-644038-1
YES	50.80[2.000]	20	5-644038-0
YES	48.26[1.900]	19	4-644038-9
YES	45.72[1.800]	18	4-644038-8
YES	43.18[1.700]	17	4-644038-7
YES	40.64[1.600]	16	4-644038-6
YES	38.10[1.500]	15	4-644038-5
YES	35.56[1.400]	14	4-644038-4
YES	33.02[1.300]	13	4-644038-3
YES	30.48[1.200]	12	4-644038-2
YES	27.94[1.100]	11	4-644038-1
YES	25.40[1.000]	10	4-644038-0
YES	22.86[.900]	9	3-644038-9
YES	20.32[.800]	8	3-644038-8
YES	17.78[.700]	7	3-644038-7
YES	15.24[.600]	6	3-644038-6
YES	12.70[.500]	5	3-644038-5
YES	10.16[.400]	4	3-644038-4
YES	7.62[.300]	3	3-644038-3
YES	5.08[.200]	2	3-644038-2



NO	60.96[2.400]	24	2-644038-4	SUPERSEDED	7
NO	50.80[2.000]	20	2-644038-0	SUPERSEDED	7

NO	40.64[1.600]	16	1-644038-6
NO	38.10[1.500]	15	1-644038-5
NO	35.56[1.400]	14	1-644038-4
NO	33.02[1.300]	13	1-644038-3
NO	30.48[1.200]	12	1-644038-2
NO	27.94[1.100]	11	1-644038-1
NO	25.40[1.000]	10	1-644038-0
NO	22.86[.900]	9	644038-9
NO	20.32[.800]	8	644038-8
NO	17.78[.700]	7	644038-7
NO	15.24[.600]	6	644038-6
NO	12.70[.500]	5	644038-5
NO	10.16[.400]	4	644038-4
NO	7.62[.300]	3	644038-3
NO	5.08[.200]	2	644038-2

LEADFREE DIM A NO. OF CIRCUITS PART NO.



METRIC

THIS DRAWING IS A CONTROLLED DOCUMENT.		DWN S. CARPENTER 12JUN2003		
DIMENSIONS: mm [INCHES]		CHK D. BOSSI 12JUN2003		
TOLERANCES UNLESS OTHERWISE SPECIFIED:		APVD D. BOSSI 12JUN2003	NAME	
0 PLC ±		PRODUCT SPEC	MTA-100 CONNECTOR ASSEMBLY, 22 AWG, STANDARD	
1 PLC ±		108-1050	SIZE	CAGE CODE
2 PLC ±		APPLICATION SPEC	A2	00779
3 PLC ± 0.13 [.005]		114-1019	DRAWING NO	RESTRICTED TO
4 PLC ±		WEIGHT	C=644038	-
ANGLES ±		CUSTOMER DRAWING	SCALE	SHEET
FINISH		1	5:1	1 of 1
MATERIAL		1	REV	M