

PolySwitch® PTC Devices

Overcurrent Protection Device

PRODUCT: RGEF1200

DOCUMENT: SCD25201
PCN: D53519
REV LETTER: D
REV DATE: MAY 13, 2011
PAGE NO.: 1 OF 1




Specification Status: Released

Electrical Rating

Voltage: 16V MAX
Current: 100A MAX

Insulating Material:
Cured, Flame Retardant Epoxy Polymer
meets UL94 V-0 Requirements

Lead Material:
18 AWG Tin Plated Copper
(1.0mm [0.040] nom. Diameter)

Marking:
 Manufacturer's Mark and Voltage
 16
 GF1200 — Part Identification
 — Lot Identification (can be on back)

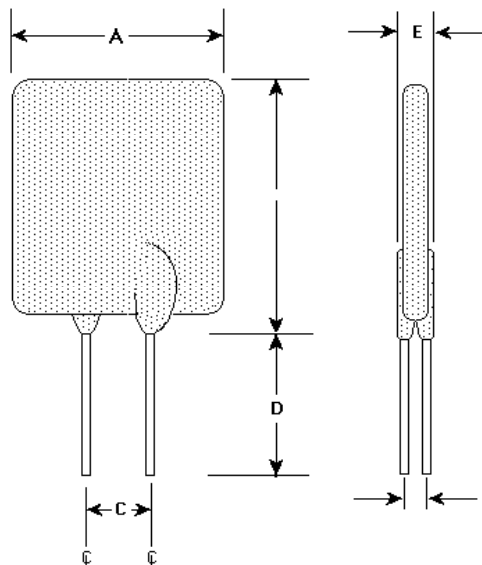


TABLE I. DIMENSIONS:

	A		B		C		D		E		F
	MIN	MAX	MIN	MAX	MIN	MAX	MIN	MAX	MIN	MAX	TYP
mm:	16.4	17.5	22.6	28.0	9.4	10.9	7.6	-	2.3	3.5	1.4
in*:	(0.65)	(0.69)	(0.89)	(1.10)	(0.37)	(0.43)	(0.30)	-	(0.09)	(0.14)	(0.06)

*Rounded off approximation

TABLE II. PERFORMANCE RATINGS:

I HOLD RATED CURRENT	CURRENT RATINGS		INITIAL RESISTANCE VALUES		TIME TO TRIP	R ₁ MAX 1 HR. POST TRIP RESISTANCE STANDARD TRIP	TRIPPED-STATE POWER DISSIPATION
AMPS AT 25°C HOLD	AMPS AT 25°C HOLD	AMPS AT 25°C TRIP	OHMS AT 25°C MIN	OHMS AT 25°C MAX	SECONDS AT 25°C, 60A MAX	OHMS AT 25°C MAX	WATTS AT 25°C TYP
12.0	12.0	20.4	0.0033	0.0057	7.5	0.0086	4.2

Agency Recognitions:
Reference Documents:
Precedence:
Effectivity:
CAUTION:

UL, CSA, TUV.
PS300
This specification takes precedence over documents referenced herein.
Reference documents shall be the issue in effect on the date of invitation for bid.
Operation beyond the rated voltage or current may result in rupture, electrical arcing or flame.

Materials Information

ROHS Compliant

ELV Compliant

Pb-Free

Directive 2002/95/EC
Compliant

Directive 2000/53/EC
Compliant

