

Transformer, Flyback

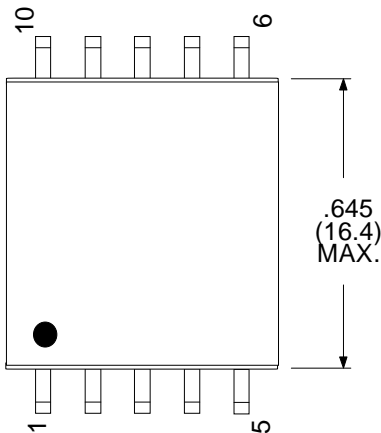
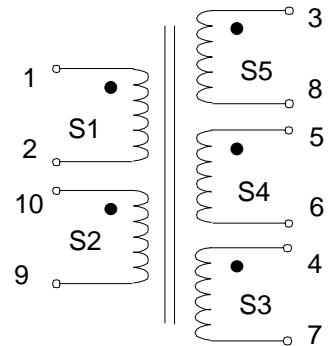
Materials used in construction of this component meet or exceed UL Class B (130°C)

Parameter		Min.	Typ.	Max.	Units
Primary Inductance ⁽¹⁾ All others windings open	Pins 1-2		314		μH
Isolation Voltage:	(S1 + S2) to (S3, S4, S5) S1 to S2	1500 600			VAC VAC
S1 DC Resistance	pins (1-10)		0.40		ohms
S2 DC Resistance	pins (2-9)		0.40		ohms
S3 DC Resistance	pins (4-7)		0.06		ohms
S4 DC Resistance	pins (5-6)		0.03		ohms
S5 DC Resistance	pins (3-8)		0.02		ohms

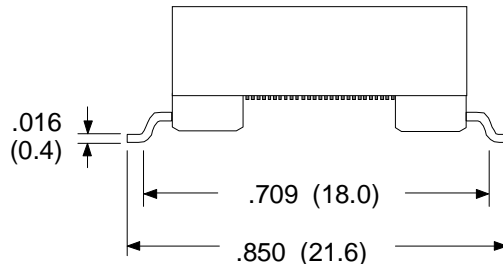
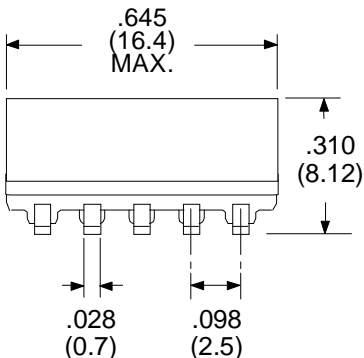
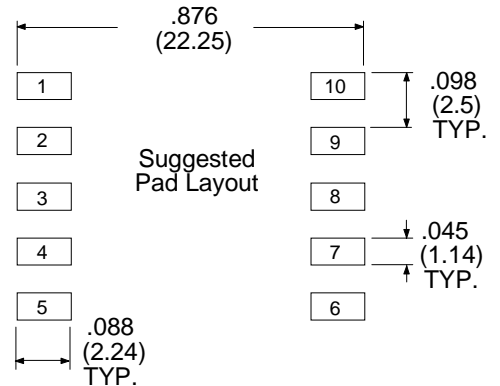
1. Voltage = 0.100 Vrms Frequency = 200 kHz

Operating Temperature Range: -40°C to +120°C

Schematic Diagram



Dimensions in Inches (mm)



RHOMBUS P/N: T-1223

CUST P/N: 640-1140-12

NAME: PAIRGAIN

DATE: 04/22/99

SHEET: 1 of 1