

---

# 2SC4901

Silicon NPN Epitaxial

# HITACHI

ADE-208-1127A (Z)  
2nd. Edition  
Mar. 2001

---

## Application

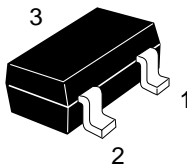
UHF / VHF wide band amplifier

## Features

- High gain bandwidth product  
 $f_T = 9 \text{ GHz Typ}$
- High gain, low noise figure  
 $PG = 13.0 \text{ dB Typ}$ ,  $NF = 1.2 \text{ dB Typ}$  at  $f = 900 \text{ MHz}$

## Outline

CMPAK



1. Emitter
2. Base
3. Collector

Note: Marking is "YK-".

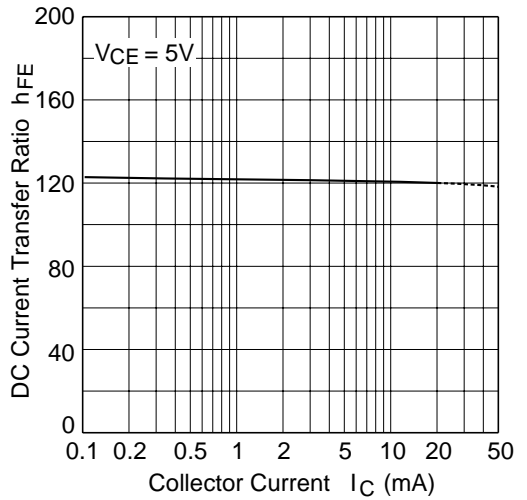
**Absolute Maximum Ratings** ( $T_a = 25^\circ\text{C}$ )

Item	Symbol	Ratings	Unit
Collector to base voltage	$V_{\text{CBO}}$	15	V
Collector to emitter voltage	$V_{\text{CEO}}$	9	V
Emitter to base voltage	$V_{\text{EBO}}$	1.5	V
Collector current	$I_{\text{C}}$	50	mA
Collector power dissipation	$P_{\text{C}}$	100	mW
Junction temperature	$T_{\text{j}}$	150	$^\circ\text{C}$
Storage temperature	$T_{\text{stg}}$	-55 to +150	$^\circ\text{C}$

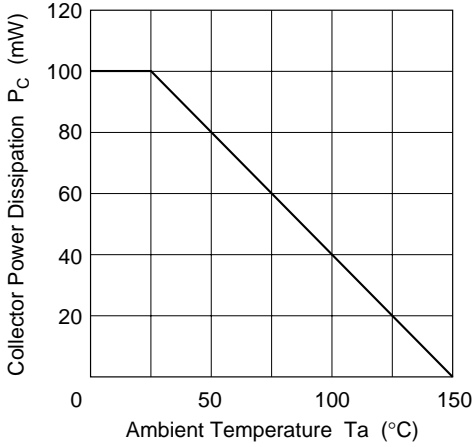
**Electrical Characteristics** ( $T_a = 25^\circ\text{C}$ )

Item	Symbol	Min	Typ	Max	Unit	Test conditions
Collector to base breakdown voltage	$V_{(\text{BR})\text{CBO}}$	15	—	—	V	$I_{\text{C}} = 10 \mu\text{A}$ , $I_{\text{E}} = 0$
Collector cutoff current	$I_{\text{CBO}}$	—	—	10	$\mu\text{A}$	$V_{\text{CB}} = 12 \text{ V}$ , $I_{\text{E}} = 0$
	$I_{\text{CEO}}$	—	—	1	mA	$V_{\text{CE}} = 9 \text{ V}$ , $R_{\text{BE}} = \infty$
Emitter cutoff current	$I_{\text{EBO}}$	—	—	10	$\mu\text{A}$	$V_{\text{EB}} = 1.5 \text{ V}$ , $I_{\text{C}} = 0$
DC current transfer ratio	$h_{\text{FE}}$	50	120	250		$V_{\text{CE}} = 5 \text{ V}$ , $I_{\text{C}} = 20 \text{ mA}$
Collector output capacitance	$C_{\text{ob}}$	—	0.9	1.4	pF	$V_{\text{CB}} = 5 \text{ V}$ , $I_{\text{E}} = 0$ , $f = 1 \text{ MHz}$
Gain bandwidth product	$f_{\text{T}}$	6.0	9.0	—	GHz	$V_{\text{CE}} = 5 \text{ V}$ , $I_{\text{C}} = 20 \text{ mA}$
Power gain	PG	10.0	13.0	—	dB	$V_{\text{CE}} = 5 \text{ V}$ , $I_{\text{C}} = 20 \text{ mA}$ , $f = 900 \text{ MHz}$
Noise figure	NF	—	1.2	2.5	dB	$V_{\text{CE}} = 5 \text{ V}$ , $I_{\text{C}} = 5 \text{ mA}$ , $f = 900 \text{ MHz}$

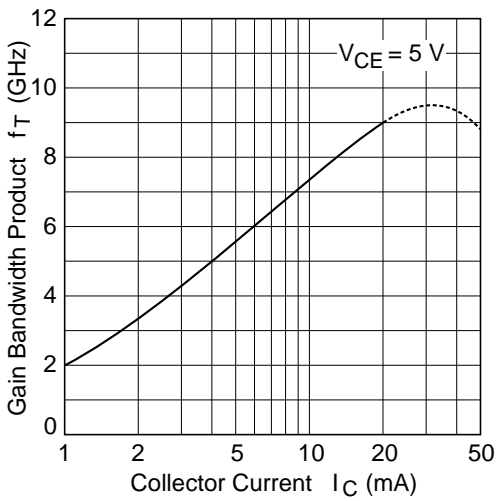
DC Current Transfer Ratio vs. Collector Current



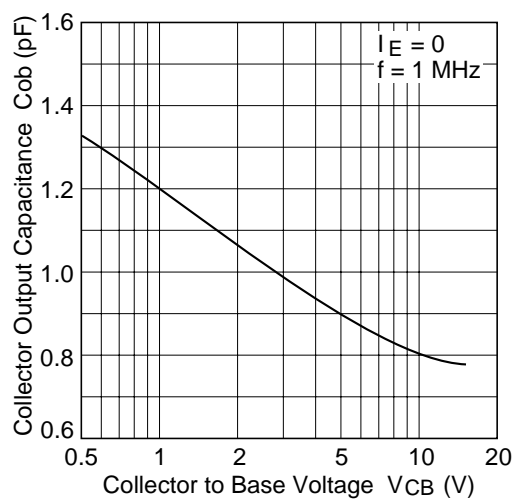
Maximum Collector Dissipation Curve



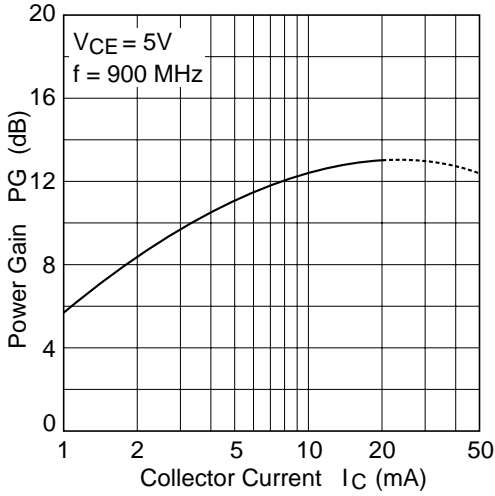
Gain Bandwidth Product vs. Collector Current



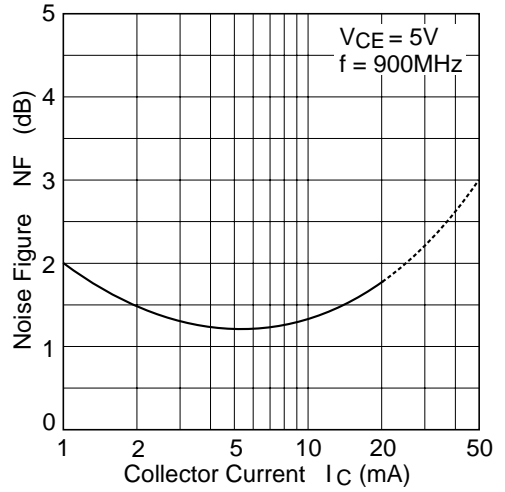
Collector Output Capacitance vs. Collector to Base Voltage



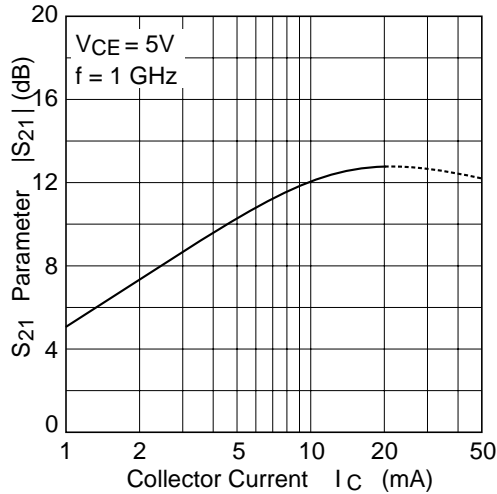
Power Gain vs. Collector Current



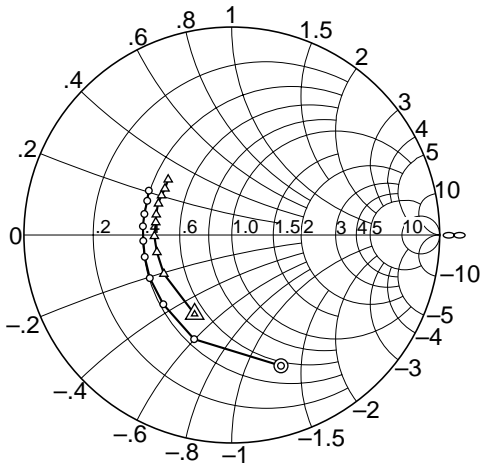
Noise Figure vs. Collector Current



S21 Parameter vs. Collector Current

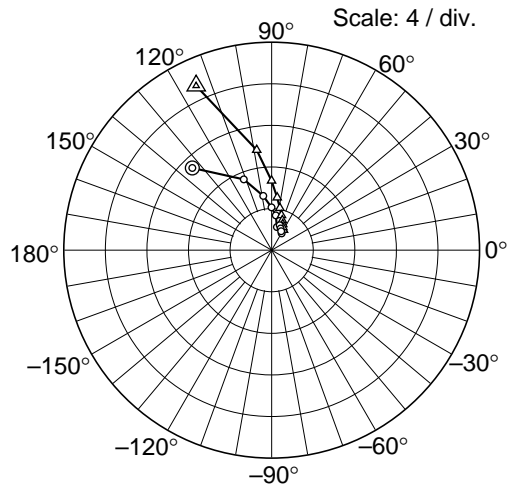


S11 Parameter vs. Frequency



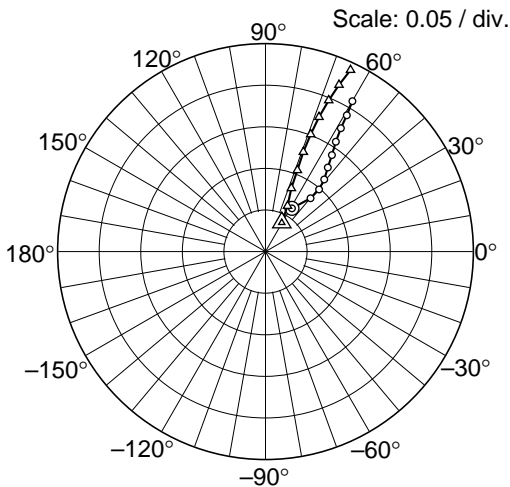
Condition:  $V_{CE} = 5\text{ V}$ ,  $Z_o = 50\ \Omega$   
 200 to 2000 MHz (200 MHz step)  
 ○ — ○ ( $I_C = 5\text{ mA}$ )  
 △ — △ ( $I_C = 20\text{ mA}$ )

S21 Parameter vs. Frequency



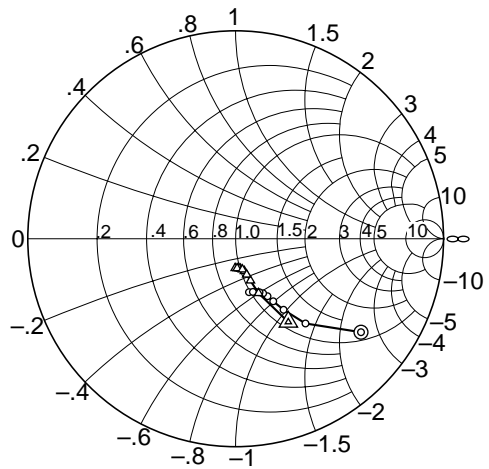
Condition:  $V_{CE} = 5\text{ V}$ ,  $Z_o = 50\ \Omega$   
 200 to 2000 MHz (200 MHz step)  
 ○ — ○ ( $I_C = 5\text{ mA}$ )  
 △ — △ ( $I_C = 20\text{ mA}$ )

S12 Parameter vs. Frequency



Condition:  $V_{CE} = 5\text{ V}$ ,  $Z_o = 50\ \Omega$   
 200 to 2000 MHz (200 MHz step)  
 ○ — ○ ( $I_C = 5\text{ mA}$ )  
 △ — △ ( $I_C = 20\text{ mA}$ )

S22 Parameter vs. Frequency



Condition:  $V_{CE} = 5\text{ V}$ ,  $Z_o = 50\ \Omega$   
 200 to 2000 MHz (200 MHz step)  
 ○ — ○ ( $I_C = 5\text{ mA}$ )  
 △ — △ ( $I_C = 20\text{ mA}$ )

## 2SC4901

**S Parameter** ( $V_{CE} = 5 \text{ V}$ ,  $I_C = 5 \text{ mA}$ ,  $Z_O = 50 \Omega$ , Emitter common)

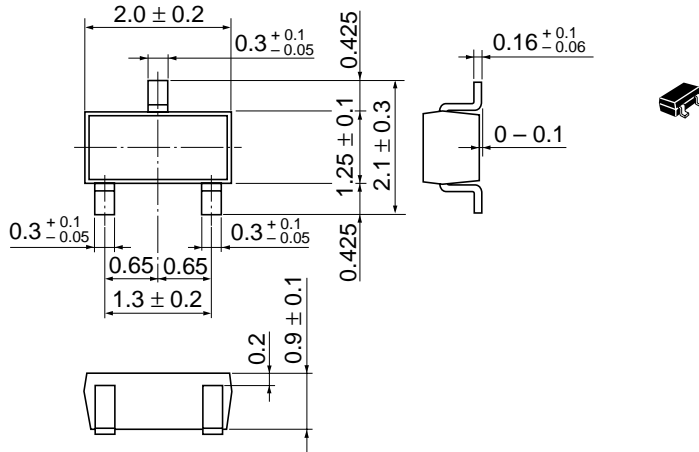
Freq. (MHz)	S11		S21		S12		S22	
	MAG.	ANG.	MAG.	ANG.	MAG.	ANG.	MAG.	ANG.
200	0.672	-69.4	10.99	134.0	0.0610	58.8	0.752	-26.7
400	0.533	-109.9	7.32	111.5	0.0841	49.9	0.528	-50.5
600	0.469	-134.7	5.28	98.8	0.0989	49.3	0.412	-56.0
800	0.446	-152.3	4.12	90.2	0.112	50.9	0.351	-59.0
1000	0.432	-165.9	3.37	83.2	0.126	53.5	0.316	-61.0
1200	0.427	-176.2	2.88	77.2	0.141	55.5	0.294	-63.3
1400	0.430	174.1	2.52	72.1	0.157	57.4	0.282	-66.0
1600	0.433	166.5	2.26	67.5	0.174	58.6	0.274	-69.1
1800	0.439	158.0	2.04	63.3	0.191	59.2	0.269	-72.0
2000	0.453	151.9	1.88	59.2	0.209	60.0	0.265	-76.0

**S Parameter** ( $V_{CE} = 5 \text{ V}$ ,  $I_C = 20 \text{ mA}$ ,  $Z_O = 50 \Omega$ , Emitter common)

Freq. (MHz)	S11		S21		S12		S22	
	MAG.	ANG.	MAG.	ANG.	MAG.	ANG.	MAG.	ANG.
200	0.421	-115.2	17.40	114.7	0.0399	50.6	0.474	-57.7
400	0.377	-150.2	9.74	98.5	0.0609	64.2	0.284	-67.2
600	0.370	-167.0	6.68	90.1	0.0822	67.8	0.213	-70.5
800	0.373	-179.1	5.09	84.0	0.105	68.6	0.180	-72.9
1000	0.371	170.6	4.13	79.0	0.128	69.2	0.161	-74.9
1200	0.377	164.9	3.49	74.3	0.151	68.9	0.151	-77.6
1400	0.384	156.9	3.04	70.3	0.174	68.3	0.146	-80.7
1600	0.388	150.7	2.71	66.8	0.197	67.3	0.143	-83.5
1800	0.392	145.3	2.45	63.3	0.219	66.2	0.142	-87.2
2000	0.406	139.0	2.25	59.5	0.241	64.9	0.141	-91.0

Package Dimensions

As of January, 2001  
Unit: mm



Hitachi Code	CMPAK
JEDEC	—
EIAJ	Conforms
Mass (reference value)	0.006 g

**Cautions**

1. Hitachi neither warrants nor grants licenses of any rights of Hitachi's or any third party's patent, copyright, trademark, or other intellectual property rights for information contained in this document. Hitachi bears no responsibility for problems that may arise with third party's rights, including intellectual property rights, in connection with use of the information contained in this document.
2. Products and product specifications may be subject to change without notice. Confirm that you have received the latest product standards or specifications before final design, purchase or use.
3. Hitachi makes every attempt to ensure that its products are of high quality and reliability. However, contact Hitachi's sales office before using the product in an application that demands especially high quality and reliability or where its failure or malfunction may directly threaten human life or cause risk of bodily injury, such as aerospace, aeronautics, nuclear power, combustion control, transportation, traffic, safety equipment or medical equipment for life support.
4. Design your application so that the product is used within the ranges guaranteed by Hitachi particularly for maximum rating, operating supply voltage range, heat radiation characteristics, installation conditions and other characteristics. Hitachi bears no responsibility for failure or damage when used beyond the guaranteed ranges. Even within the guaranteed ranges, consider normally foreseeable failure rates or failure modes in semiconductor devices and employ systemic measures such as fail-safes, so that the equipment incorporating Hitachi product does not cause bodily injury, fire or other consequential damage due to operation of the Hitachi product.
5. This product is not designed to be radiation resistant.
6. No one is permitted to reproduce or duplicate, in any form, the whole or part of this document without written approval from Hitachi.
7. Contact Hitachi's sales office for any questions regarding this document or Hitachi semiconductor products.

# HITACHI

**Hitachi, Ltd.**

Semiconductor & Integrated Circuits.  
 Nippon Bldg., 2-6-2, Ohte-machi, Chiyoda-ku, Tokyo 100-0004, Japan  
 Tel: Tokyo (03) 3270-2111 Fax: (03) 3270-5109

URL	NorthAmerica	: <a href="http://semiconductor.hitachi.com/">http://semiconductor.hitachi.com/</a>
	Europe	: <a href="http://www.hitachi-eu.com/hel/ecg">http://www.hitachi-eu.com/hel/ecg</a>
	Asia	: <a href="http://sicapac.hitachi-asia.com">http://sicapac.hitachi-asia.com</a>
	Japan	: <a href="http://www.hitachi.co.jp/Sicd/indx.htm">http://www.hitachi.co.jp/Sicd/indx.htm</a>

**For further information write to:**

Hitachi Semiconductor  
 (America) Inc.  
 179 East Tasman Drive,  
 San Jose, CA 95134  
 Tel: <1> (408) 433-1990  
 Fax: <1> (408) 433-0223

Hitachi Europe GmbH  
 Electronic Components Group  
 Dornacher Straße 3  
 D-85622 Feldkirchen, Munich  
 Germany  
 Tel: <49> (89) 9 9180-0  
 Fax: <49> (89) 9 29 30 00

Hitachi Europe Ltd.  
 Electronic Components Group.  
 Whitebrook Park  
 Lower Cookham Road  
 Maidenhead  
 Berkshire SL6 8YA, United Kingdom  
 Tel: <44> (1628) 585000  
 Fax: <44> (1628) 585160

Hitachi Asia Ltd.  
 Hitachi Tower  
 16 Collyer Quay #20-00,  
 Singapore 049318  
 Tel: <65>-538-6533/538-8577  
 Fax: <65>-538-6933/538-3877  
 URL: <http://www.hitachi.com.sg>

Hitachi Asia Ltd.  
 (Taipei Branch Office)  
 4/F, No. 167, Tun Hwa North Road,  
 Hung-Kuo Building,  
 Taipei (105), Taiwan  
 Tel: <886>-(2)-2718-3666  
 Fax: <886>-(2)-2718-8180  
 Telex: 23222 HAS-TP  
 URL: <http://www.hitachi.com.tw>

Hitachi Asia (Hong Kong) Ltd.  
 Group III (Electronic Components)  
 7/F., North Tower,  
 World Finance Centre,  
 Harbour City, Canton Road  
 Tsim Sha Tsui, Kowloon,  
 Hong Kong  
 Tel: <852>-(2)-735-9218  
 Fax: <852>-(2)-730-0281  
 URL: <http://www.hitachi.com.hk>

Copyright © Hitachi, Ltd., 2000. All rights reserved. Printed in Japan.  
 Colophon 2.0