

IPC-6606/6608

6/8-Slot Desktop/Wallmount Chassis with PS/2 or Redundant Power Supply



PICMG 1.0

PICMG 1.3

Features

- Bidirectional options to mount the chassis on the wall or workbench
- Supports versatile 6/8-slot backplanes to hold 6/8 full-size cards
- One/two front-accessible 5.25" disk drives and one 3.5" FDD
- High-speed cooling fan supports abundant cooling and streamlined ventilation
- Shockproof and anti-vibration drive bay design for industrial applications
- Two front-accessible USB ports
- Optional redundant 300 W ATX available for IPC-6608 series


CE FCC RoHS COMPLIANT PRODUCT

Specifications


Model Name		IPC-6606	IPC-6608
Drive Bay	5.25"	1	2
	3.5"	2 (1 front-accessible, 1 internal)	1
Front I/O Interface	USB	2	2
Cooling	Fan	1 (9 cm / 53 CFM)	1 (12 cm / 85 CFM)
	Air Filter	Yes	
Miscellaneous	LED Indicators	Power and HDD	
	Control	Power switch and reset button	
Environment	Temperature	0 ~ 40° C (32 ~ 104° F), operating	
	Humidity	10 ~ 85% @ 40° C, non-condensing	
Physical Characteristics	Dimensions (W x H x D)	173 x 254 x 396 mm (6.8" x 10" x 15.6")	173 x 315 x 410 mm (6.8" x 12.4" x 16.1")
	Weight	9 kg (19.8 lb)	11 kg (24.2 lb)

Front View


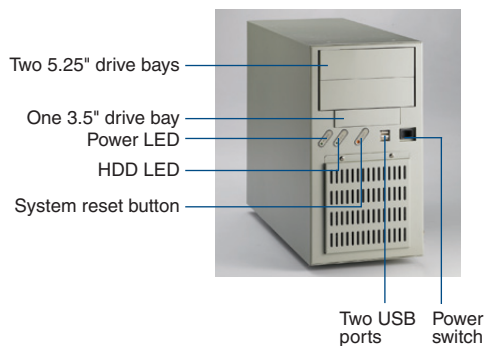
IPC-6606



Inside View



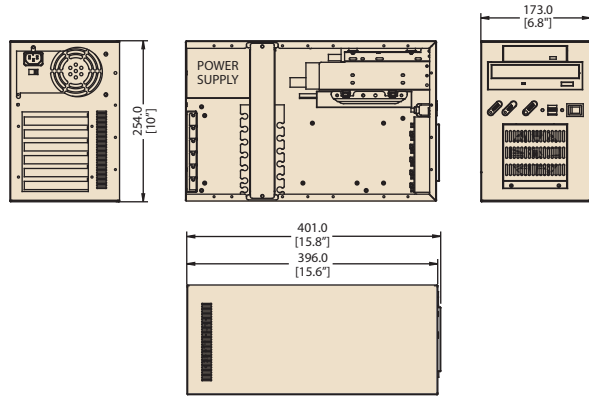
IPC-6608



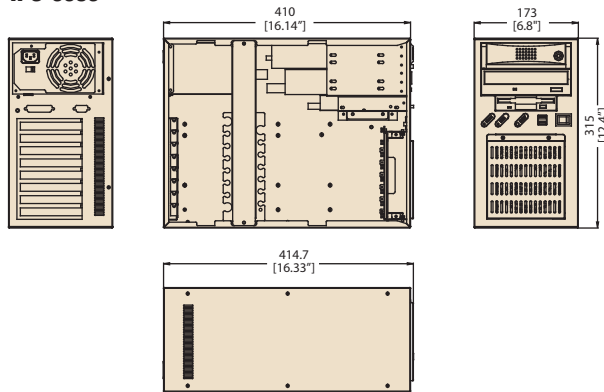
Dimensions

Unit: mm [inch]

IPC-6606



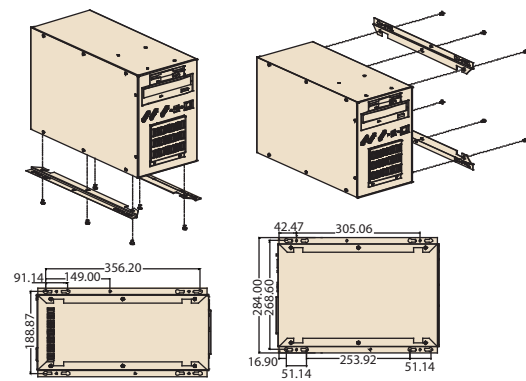
IPC-6608



Installation

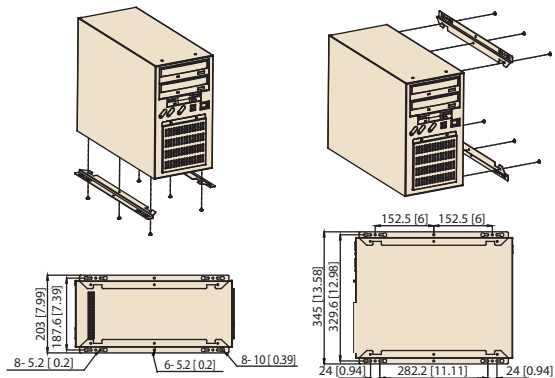
Unit: mm [inch]

IPC-6606



Bidirectional mounting

IPC-6608



Ordering Information

Part Number	Power Supply	Backplane	Regulation	Switch
IPC-6606				
IPC-6606BP-00XE	-	-	-	AT/ATX
IPC-6606BP-25ZE	1757000117G	-	CE	AT
IPC-6606P3-25ZE	1757000117G	PCA-6106P3-0D2E	CE	AT
IPC-6606P3-30CE	1757003840	PCA-6106P3-0D2E	CE	ATX
IPC-6606BP-30CE	1757003840	-	CE	ATX
IPC-6608				
IPC-6608BP-00E	-	-	-	AT/ATX
IPC-6608BP-25ZE	1757000117G	-	CE	ATX
IPC-6608BP-30CE	1757003840	-	CE	ATX

Optional Accessories

Part Number	Description
1999806020	Fan filter 100 x 90 x 3 mm (for IPC-6606)
1999806030	Fan filter 127 x127 x 5 mm (for IPC-6608)
IDT-3120E	Mobile rack for converting a 3.5" drive bay to dual 2.5" SATA HDD trays
IDT-5230E	Mobile rack for converting dual 5.25" drive bays to three 3.5" SAS/SATA HDD trays

Power Supply Options

(For detailed power supply specs, please refer to Chapter 7)

Part Number	Specifications	
	Watts	Input
PS-250ATX-ZE (ATX, PFC)	250 W	AC 115 / 230 V (selectable)
PS8-300ATX-ZBE (ATX, PFC)	300 W	AC 110 ~ 240 V (full-range)
RPS-300ATX-ZE (ATX, PFC) (Only for IPC-6608)	300 W	AC 100 ~ 240 V (full-range)
RPS-400ATX-ZE (Only for IPC-6608)	400 W	AC100 ~ 240 V