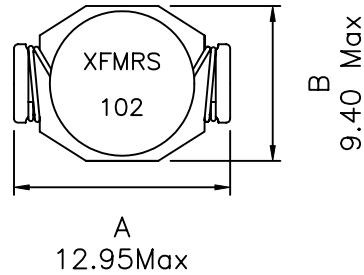
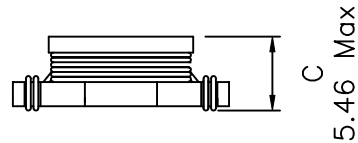


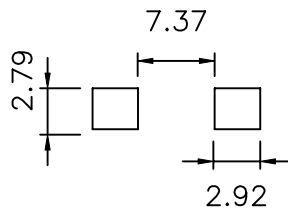
1. Mechanical Dimensions:



TOP VIEW



SIDE VIEW




PCB LAYOUT

Notes:

1. Solderability: Leads shall meet MIL-STD-202, Method 208D for solderability.
2. Flammability: UL94V-0
3. ASTM oxygen index: > 28%
4. Insulation System: Class F 155°C. UL file E151556
5. Operating Temperature Range: -40°C to +85°C
6. Storage Temperature Range: -55°C to +125°C

2. Schematic:



3. Electrical Specifications:@25°C

INDUCTANCE: 1.0uH±20% @100KHz 0.1V

DC RESISTANCE: 0.009 OHMS Maximum

Isat: 9.0Adc 10% drop in OCL

Irms: 6.8A 40°C Rise

SRF: 100MHz Typ

Doc Rev: A/1

XFMRS Inc.	Title: XFS1MDR5137 INDUCTORS		
	UNLESS OTHERWISE SPECIFIED TOLERANCES: .xxx ±0.010 INCH Dimensions in INCH/MM	P/N: XFS1MDR5137-102	REV. A
	DWN.	李小锋	Dec-22-03
	CHK.	廖玉坤	Dec-22-03
	APP.	BW	Dec-22-03