

6

5

4

3



2

1

**MATERIAL AND FINISH:**

Insulator: Polycarbonate, UL-94V-0 rated  
Contacts: Brass, Nickel plated

**ELECTRICAL SPECIFICATIONS:**

Current rating: 10 A   
Voltage rating: 250 VAC  
Current rating: 15 A   
Voltage rating: 250 VAC


**ORDERING CODE:**

42R02-3        -        -        -         
          1 2 3 4


1 = TERMINAL OPTIONS  
1 = .187(4.8) (NOT TOOLED)  
2 = .250(6.3)

2 = COLOR  
1 = BLACK  
2 = GRAY

3 = ELECTRICAL CIRCUIT CONFIGURATION

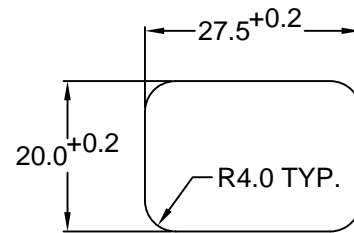
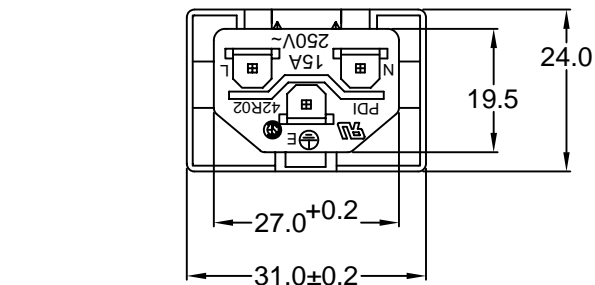
1 = 15A 250V 120°C 2+GROUND 

2 = 15A 250V 70°C 2+GROUND 

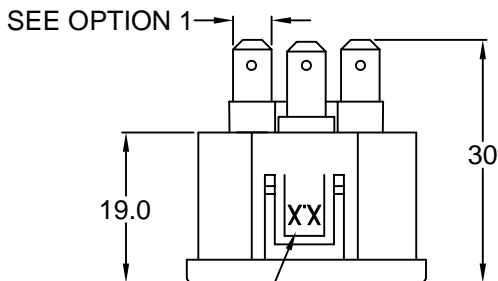
4 = 15A 250V 70°C 2 POLE 

4 = PANEL THICKNESS

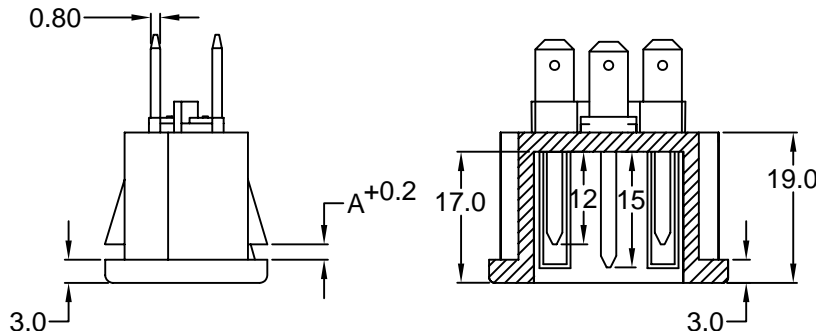
REV	DATE	CHANGE	CHNG CHECK APPR	
			TD	PB
A	9/02/04	REVISED & UPDATED	TD	PB
B	3/3/09	ADD 1.0mm SNAP IN TAB	PB	



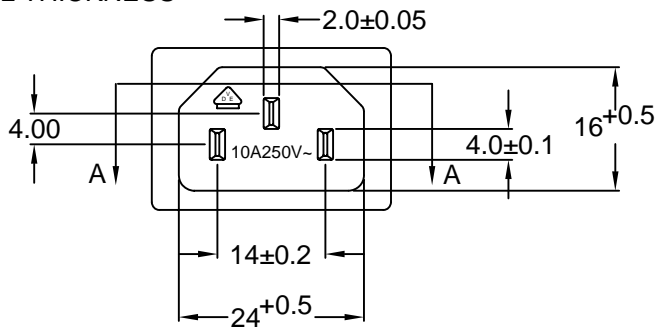
RECOMMENDED PANEL CUTOUT



REPLACE WITH CORRESPONDING PANEL THICKNESS



SECTION A-A



P/N	A	MAX. PANEL THICKNESS
42R02-3XXX-100	1.0	1.0
42R02-3XXX-150	1.5	1.5
42R02-3XXX-200	2.0	2.0
42R02-3XXX-250	2.5	2.5

ADDITIONAL PANEL THICKNESS AVAILABLE ON REQUEST

TOLERANCE UNLESS OTHERWISE SPECIFIED  
X ± 1  
X.X ± 0.4  
X.XX ± 0.20

**Power Dynamics, Inc.**

Phone: 973 560-0019 Whippany, New Jersey Fax: 973 560-0076

PART: IEC 60320 CONNECTOR; QUICK CONNECT INLET; SNAP-IN

42R02-3XXX-XXX

SHEET 1 of 1

RoHS COMPLIANT

DRAWN BY	GQ	DATE:	8/2/01
CHECK BY	TD	DATE:	08/14/01
APPR BY	PB	DATE:	08/14/01

SCALE: NTS ALL DIMENSIONS FOR REFERENCE ONLY DIMENSIONS ARE IN MILLIMETERS

REV: B