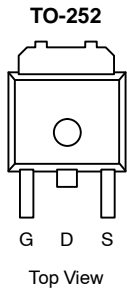
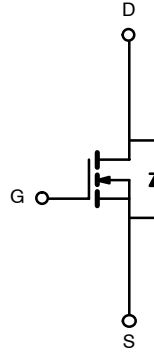


PRODUCT SUMMARY		
V _{DS} (V)	r _{DS(on)} (Ω)	I _D (A) ^d
24 ^c	0.0095 @ V _{GS} = 10 V	49
	0.017 @ V _{GS} = 4.5 V	36



Drain Connected to Tab



N-Channel MOSFET

FEATURES

- TrenchFET® Power MOSFET
- 175 °C Junction Temperature
- PWM Optimized for High Efficiency

APPLICATIONS

- High-Side Synchronous Buck DC/DC Conversion
 - Desktop
 - Server

Ordering Information: SUD50N024-09P
SUD50N024-09P—E3 (Lead Free)

ABSOLUTE MAXIMUM RATINGS (T _A = 25 °C UNLESS OTHERWISE NOTED)				
Parameter		Symbol	Limit	Unit
Drain-Source Pulse Voltage		V _{DS(pulse)}	24 ^c	V
Drain-Source Voltage		V _{DS}	22	
Gate-Source Voltage		V _{GS}	±20	
Continuous Drain Current ^a	T _C = 25 °C	I _D	49 ^d	A
	T _C = 100 °C		34 ^d	
Pulsed Drain Current		I _{DM}	100	
Continuous Source Current (Diode Conduction) ^a		I _S	4.3	
Avalanche Current, Single Pulse	L = 0.1 mH	I _{AS}	29	
Avalanche Energy, Single Pulse		E _{AS}	42	mJ
Maximum Power Dissipation	T _A = 25 °C	P _D	6.5 ^a	W
	T _C = 25 °C		39.5	
Operating Junction and Storage Temperature Range		T _J , T _{stg}	-55 to 175	°C

THERMAL RESISTANCE RATINGS					
Parameter		Symbol	Typical	Maximum	Unit
Maximum Junction-to-Ambient ^a	t ≤ 10 sec	R _{thJA}	19	23	°C/W
	Steady State		40	50	
Maximum Junction-to-Case		R _{thJC}	3.1	3.8	

Notes

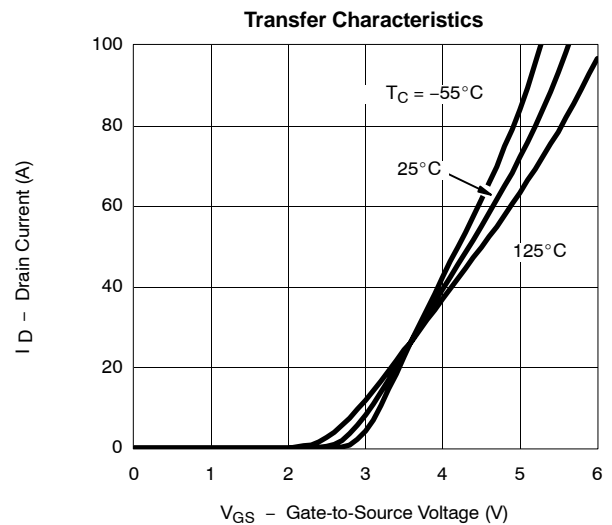
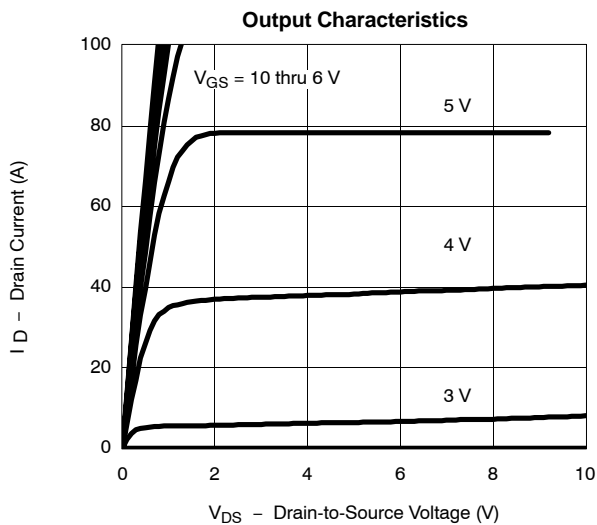
- Surface Mounted on FR4 Board, t ≤ 10 sec.
- Limited by package
- Pulse condition: T_A = 105 °C, 50 ns, 300 kHz operation
- Calculation based on maximum allowable Junction Temperature. Package limitation current is 25 A.

SPECIFICATIONS (T _J = 25 °C UNLESS OTHERWISE NOTED)						
Parameter	Symbol	Test Condition	Min	Typ ^a	Max	Unit
Static						
Drain-Source Breakdown Voltage	V _{(BR)DSS}	V _{GS} = 0 V, I _D = 250 μA	22			V
Gate Threshold Voltage	V _{GS(th)}	V _{DS} = V _{GS} , I _D = 250 μA	0.8		3.0	
Gate-Body Leakage	I _{GSS}	V _{DS} = 0 V, V _{GS} = ±20 V			±100	nA
Zero Gate Voltage Drain Current	I _{DSS}	V _{DS} = 20 V, V _{GS} = 0 V			1	μA
		V _{DS} = 20 V, V _{GS} = 0 V, T _J = 125 °C			50	
On-State Drain Current ^b	I _{D(on)}	V _{DS} = 5 V, V _{GS} = 10 V	50			A
Drain-Source On-State Resistance ^b	r _{DS(on)}	V _{GS} = 10 V, I _D = 20 A		0.008	0.0095	Ω
		V _{GS} = 10 V, I _D = 20 A, T _J = 125 °C			0.014	
		V _{GS} = 4.5 V, I _D = 20 A		0.0135	0.017	
Forward Transconductance ^b	g _{fs}	V _{DS} = 15 V, I _D = 20 A	15			S
Dynamic^a						
Input Capacitance	C _{iss}	V _{GS} = 0 V, V _{DS} = 10 V, f = 1 MHz		1300		pF
Output Capacitance	C _{oss}			470		
Reverse Transfer Capacitance	C _{rss}			275		
Gate Resistance	R _g		1.6	4.0	6	Ω
Total Gate Charge ^c	Q _g	V _{DS} = 10 V, V _{GS} = 4.5 V, I _D = 50 A		10.5	16	nC
Gate-Source Charge ^c	Q _{gs}			4.2		
Gate-Drain Charge ^c	Q _{gd}			4.0		
Turn-On Delay Time ^c	t _{d(on)}	V _{DD} = 10 V, R _L = 0.2 Ω I _D ≅ 50 A, V _{GEN} = 10 V, R _g = 2.5 Ω		8	12	ns
Rise Time ^c	t _r			10	15	
Turn-Off Delay Time ^c	t _{d(off)}			25	40	
Fall Time ^c	t _f			12	20	
Source-Drain Diode Ratings and Characteristic (T_C = 25 °C)						
Pulsed Current	I _{SM}				100	A
Diode Forward Voltage ^b	V _{SD}	I _F = 50 A, V _{GS} = 0 V		1.2	1.5	V
Source-Drain Reverse Recovery Time	t _{rr}	I _F = 50 A, di/dt = 100 A/μs		35	70	ns

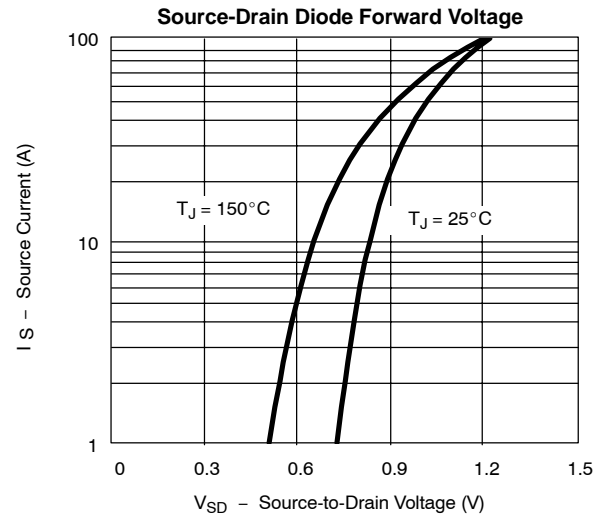
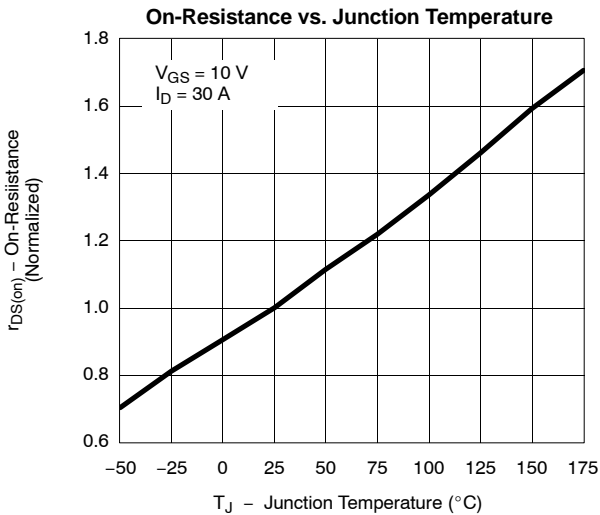
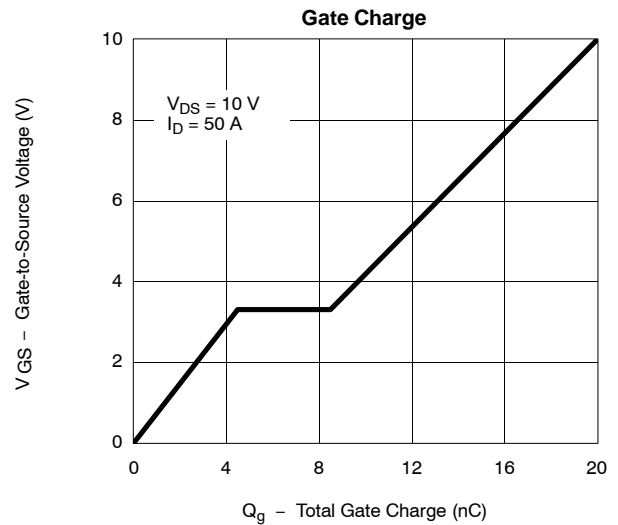
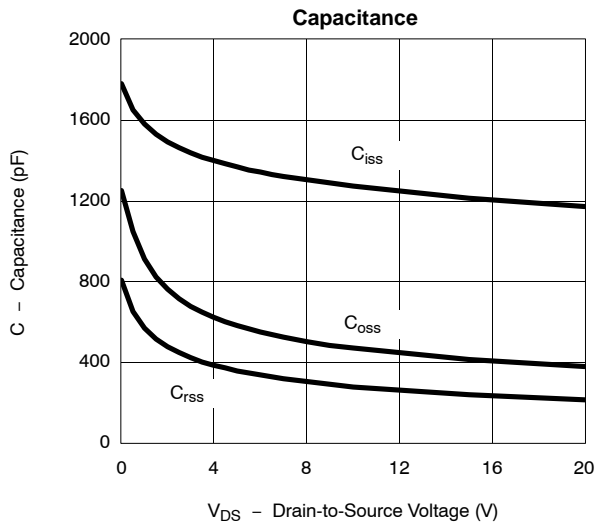
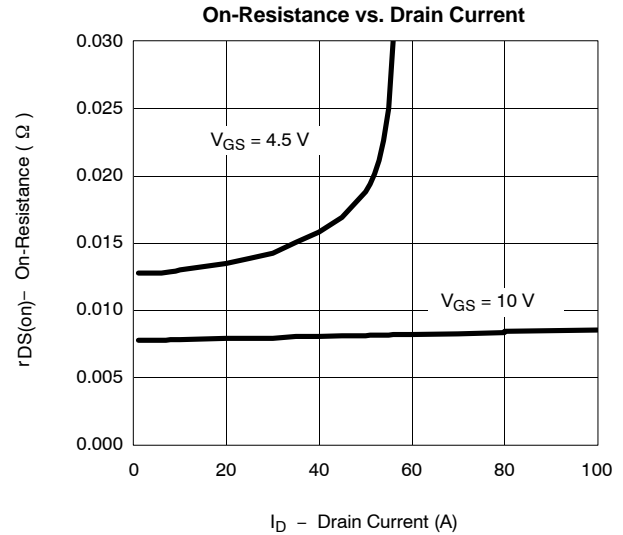
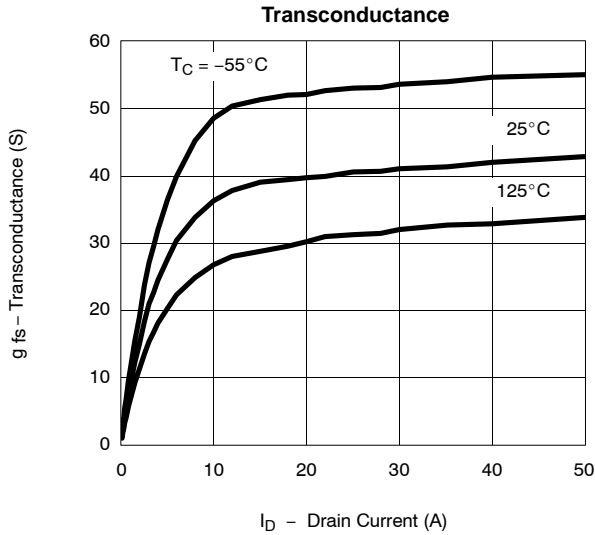
Notes

- Guaranteed by design, not subject to production testing.
- Pulse test; pulse width ≤ 300 μs, duty cycle ≤ 2%.
- Independent of operating temperature.

TYPICAL CHARACTERISTICS (25 °C UNLESS NOTED)

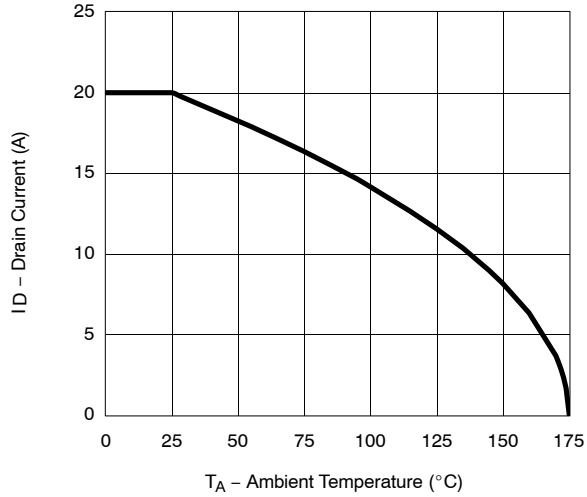


TYPICAL CHARACTERISTICS (25 °C UNLESS NOTED)

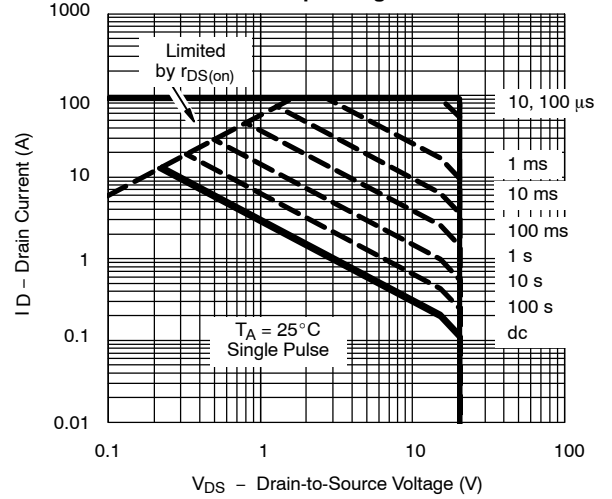


THERMAL RATINGS

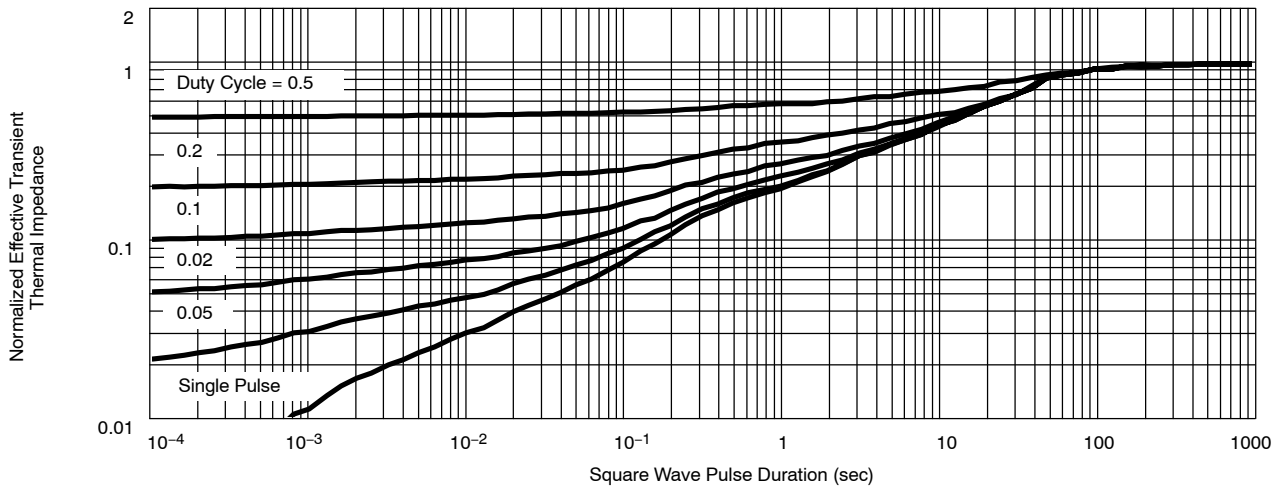
Maximum Drain Current vs. Ambient Temperature



Safe Operating Area



Normalized Thermal Transient Impedance, Junction-to-Ambient



Disclaimer

ALL PRODUCT, PRODUCT SPECIFICATIONS AND DATA ARE SUBJECT TO CHANGE WITHOUT NOTICE TO IMPROVE RELIABILITY, FUNCTION OR DESIGN OR OTHERWISE.

freestyle Intertechnology, Inc., its affiliates, agents, and employees, and all persons acting on its or their behalf (collectively, "freestyle"), disclaim any and all liability for any errors, inaccuracies or incompleteness contained in any datasheet or in any other disclosure relating to any product.

freestyle makes no warranty, representation or guarantee regarding the suitability of the products for any particular purpose or the continuing production of any product. To the maximum extent permitted by applicable law, freestyle disclaims (i) any and all liability arising out of the application or use of any product, (ii) any and all liability, including without limitation special, consequential or incidental damages, and (iii) any and all implied warranties, including warranties of fitness for particular purpose, non-infringement and merchantability.

Statements regarding the suitability of products for certain types of applications are based on freestyle's knowledge of typical requirements that are often placed on freestyle products in generic applications. Such statements are not binding statements about the suitability of products for a particular application. It is the customer's responsibility to validate that a particular product with the properties described in the product specification is suitable for use in a particular application. Parameters provided in datasheets and/or specifications may vary in different applications and performance may vary over time. All operating parameters, including typical parameters, must be validated for each customer application by the customer's technical experts. Product specifications do not expand or otherwise modify freestyle's terms and conditions of purchase, including but not limited to the warranty expressed therein.

Except as expressly indicated in writing, freestyle products are not designed for use in medical, life-saving, or life-sustaining applications or for any other application in which the failure of the freestyle product could result in personal injury or death. Customers using or selling freestyle products not expressly indicated for use in such applications do so at their own risk and agree to fully indemnify and hold freestyle and its distributors harmless from and against any and all claims, liabilities, expenses and damages arising or resulting in connection with such use or sale, including attorneys fees, even if such claim alleges that freestyle

Material Category Policy

freestyle Intertechnology, Inc. hereby certifies that all its products that are identified as RoHS-Compliant fulfill the definitions and restrictions defined under Directive 2011/65/EU of The European Parliament and of the Council of June 8, 2011 on the restriction of the use of certain hazardous substances in electrical and electronic equipment (EEE) - recast, unless otherwise specified as non-compliant.

Please note that some freestyle documentation may still make reference to RoHS Directive 2002/95/EC. We confirm that all the products identified as being compliant to Directive 2002/95/EC conform to Directive 2011/65/EU.