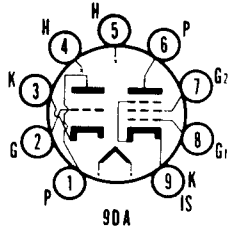


SYLVANIA TYPE 6AN8 6AN8A 5AN8



TRIODE PENTODE

MECHANICAL DATA

Bulb.....	T-6 1/2, Outline 6-2
Base.....	Small Button 9-Pin
Basing.....	9DA
Mounting Position.....	Any

ELECTRICAL DATA

HEATER CHARACTERISTICS	5AN8	6AN8A	6AN8
Heater Voltage.....	4.7	6.3	6.3 Volts
Heater Current.....	600	450	450 Ma
Heater Warm-up Time.....	11	11	Seconds
Maximum Heater-Cathode Voltage			
Total D C and Peak.....			200 Volts
D C, Heater Positive with Respect to Cathode.....			100 Volts

DIRECT INTERELECTRODE CAPACITANCES (Unshielded)

Triode Section

Grid to Plate.....	1.5 $\mu\mu\text{f}$
Input.....	2.0 $\mu\mu\text{f}$
Output.....	0.26 $\mu\mu\text{f}$

Pentode Section

Grid No. 1 to Plate.....	0.04 $\mu\mu\text{f}$	Max
Input.....	7.0 $\mu\mu\text{f}$	
Output.....	2.4 $\mu\mu\text{f}$	
Triode Grid to Pentode Plate.....	.02 $\mu\mu\text{f}$	
Pentode Grid No. 1 to Triode Plate.....	.02 $\mu\mu\text{f}$	
Pentode Plate to Triode Plate.....	0.15 $\mu\mu\text{f}$	

MAXIMUM RATINGS (Design Maximum Values)

	Triode	Pentode
Plate Voltage.....	330	330 Volts
Grid No. 2 Supply Voltage.....	330	330 Volts
Grid No. 2 Voltage.....	See Rating Chart for Type 6AM8	330 Volts
Positive Grid No. 1 Voltage.....	0	0 Volts
Plate Dissipation.....	2.8	2.3 Watts
Grid No. 2 Input.....		0.55 Watt
Grid No. 1 Circuit Resistance ¹		
Cathode Bias.....	1.0	1.0 Megohm
Fixed Bias.....	0.5	0.25 Megohm

CHARACTERISTICS

	Triode	Pentode
Plate Supply Voltage.....	150	125 Volts
Grid No. 2 Supply Voltage.....		125 Volts
Grid No. 1 Voltage.....	-3	Volts
Cathode Bias Resistor.....		56 Ohms
Plate Current.....	15	12 Ma
Grid No. 2 Current.....		3.8 Ma
Amplification Factor.....	21	
Plate Resistance (approx.).....	4700	170,000 Ohms
Transconductance.....	4500	7800 μmhos
Grid No. 1 Voltage for $I_b = 20 \mu\text{a}$ (approx.)..	-17	-6 Volts
I_b at ECI = -3 Volts, RK = 0.....		1.6 Ma

NOTE:

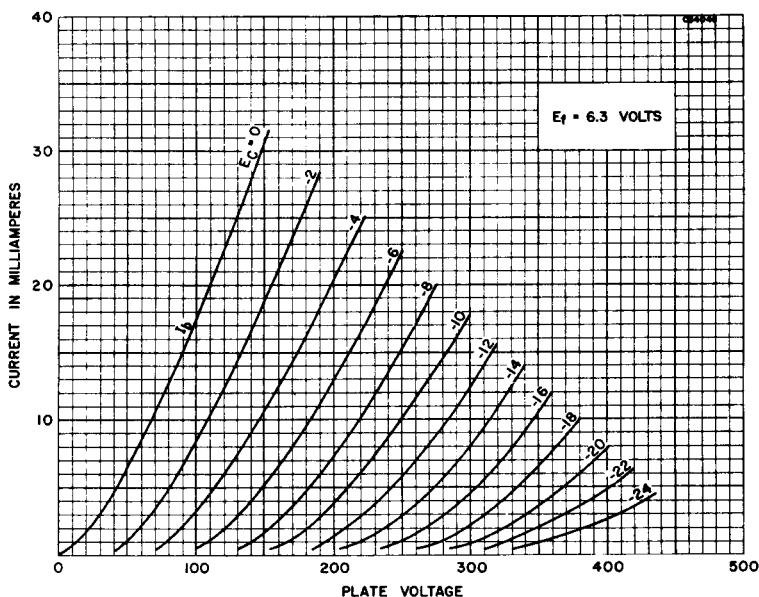
1. If either section is operating at maximum rated conditions, the grid No. 1 circuit resistance for both sections should not exceed the stated values.

APPLICATION

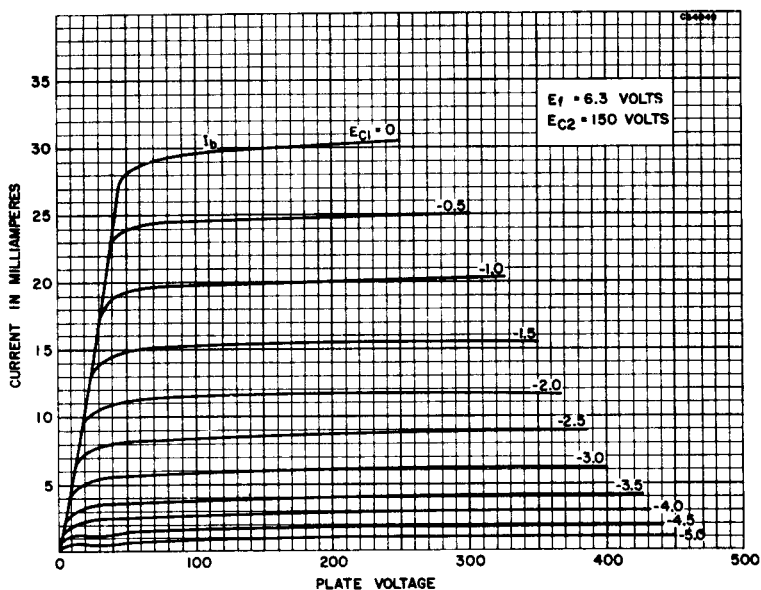
Sylvania Types 6AN8, 6AN8A and 5AN8 are medium- μ triodes and sharp cutoff pentodes contained in a 9-pin, miniature envelope. The pentode section may be used as an i f amplifier, video amplifier, a g c amplifier and reactance tube. The triode is well suited for use in low frequency oscillator, sync clipper, sync separator and phase splitter circuits.

6AN8, 6AN8A, 5AN8 (Cont'd)

AVERAGE PLATE CHARACTERISTICS TRIODE SECTION

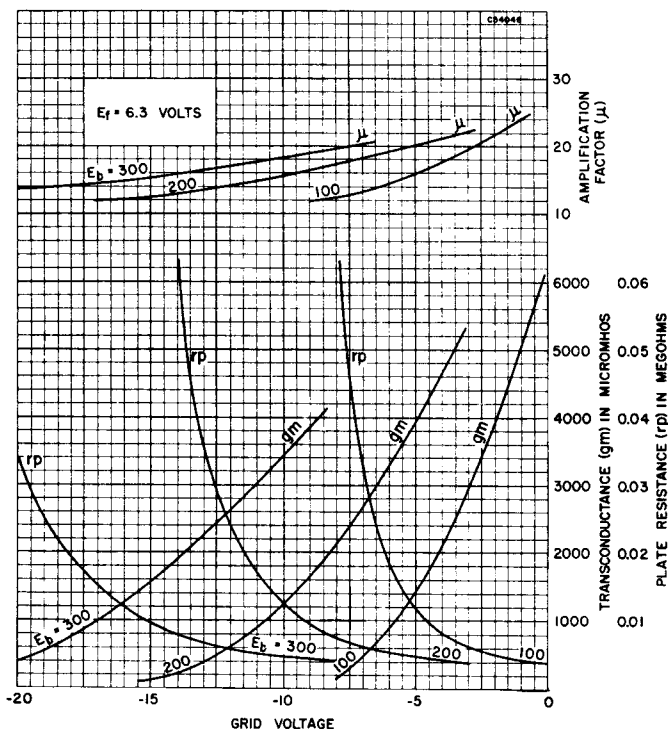


AVERAGE PLATE CHARACTERISTICS PENTODE SECTION



6AN8, 6AN8A, 5AN8 (Cont'd)

AVERAGE TRANSFER CHARACTERISTICS TRIODE SECTION



AVERAGE TRANSFER CHARACTERISTICS PENTODE SECTION

