

# PRELIMINARY

## 2.45 GHz Band Pass Filter

**P/N 2450BP15D100**

Detail Specification: 03/06/06

Page 1 of 2

### General Specifications

<b>Part Number</b>	2450BP15D100	
<b>Frequency (MHz)</b>	2400 - 2500	
<b>Insertion Loss</b>	2.6 dB max.	
<b>Return Loss</b>	9.5 dB min.	
<b>Attenuation (min.)</b>	880 ~ 1990 MHz	30 dB
<b>Attenuation (min.)</b>	2110 ~ 2170 MHz	20 dB
<b>Attenuation (min.)</b>	4800 ~ 5000 MHz	30 dB
<b>Attenuation (min.)</b>	7200 ~ 7500 MHz	20 dB

<b>Input Power</b>	3 Watts max.
<b>Impedance</b>	50 Ω
<b>Operating Temperature</b>	-40 to +85°C
<b>Storage Temperature</b>	-40 to +85°C
<b>Reel Quantity</b>	4,000

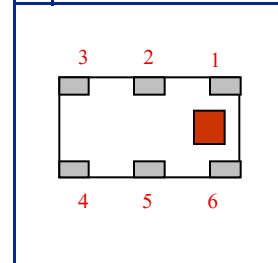
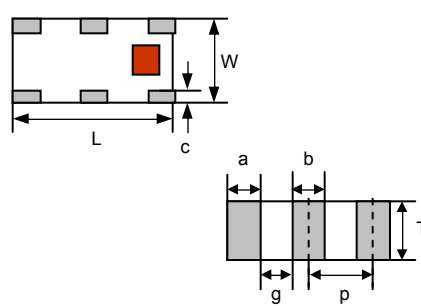
<b>P/N</b>	<b>Packaging Style</b>	Bulk	Suffix = S	Eg. 2450BP15D100S
		T & R	Suffix = E	Eg. 2450BP15D100E
<b>Suffix</b>	<b>Termination Style</b>	100% Tin	Suffix = None	Eg. 2450BP15D100(E or S)
		Tin / Lead	Suffix = /Pb	Eg. 2450BP15D100(E or S)/Pb

### Terminal Configuration

No.	Function
1	GND
2	IN
3	GND
4	GND
5	OUT
6	GND

### Mechanical Dimensions

	In	mm
<b>L</b>	0.079 ± 0.004	2.00 ± 0.10
<b>W</b>	0.049 ± 0.004	1.25 ± 0.10
<b>T</b>	0.022 ± 0.004	0.55 ± 0.10
<b>a</b>	0.016 ± 0.016	0.40 ± 0.40
<b>b</b>	0.016 ± 0.016	0.40 ± 0.40
<b>c</b>	0.012 +.004/-.008	0.30 +0.1/-0.2
<b>g</b>	0.016 ± 0.008	0.40 ± 0.20
<b>p</b>	0.031 ± 0.004	0.80 ± 0.10

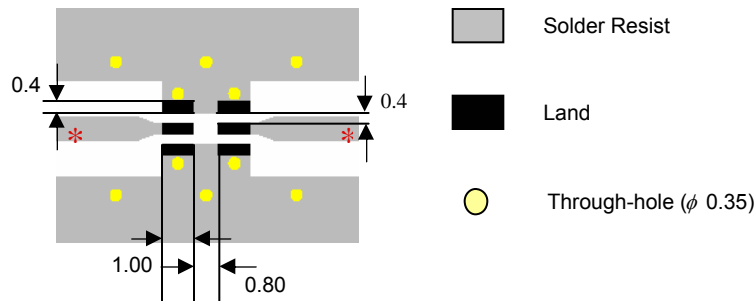


### Mounting Considerations

Mount these devices with brown mark facing up.

\* Line width should be designed to provide 50Ω impedance matching characteristics.

Units: mm



Johanson Technology, Inc. reserves the right to make design changes without notice.

All sales are subject to Johanson Technology, Inc. terms and conditions.



[www.johansontechnology.com](http://www.johansontechnology.com)

931 Via Alondra • Camarillo, CA 93012 • TEL 805.389.1166 FAX 805.389.1821

2003 Johanson Technology, Inc. All Rights Reserved

# PRELIMINARY

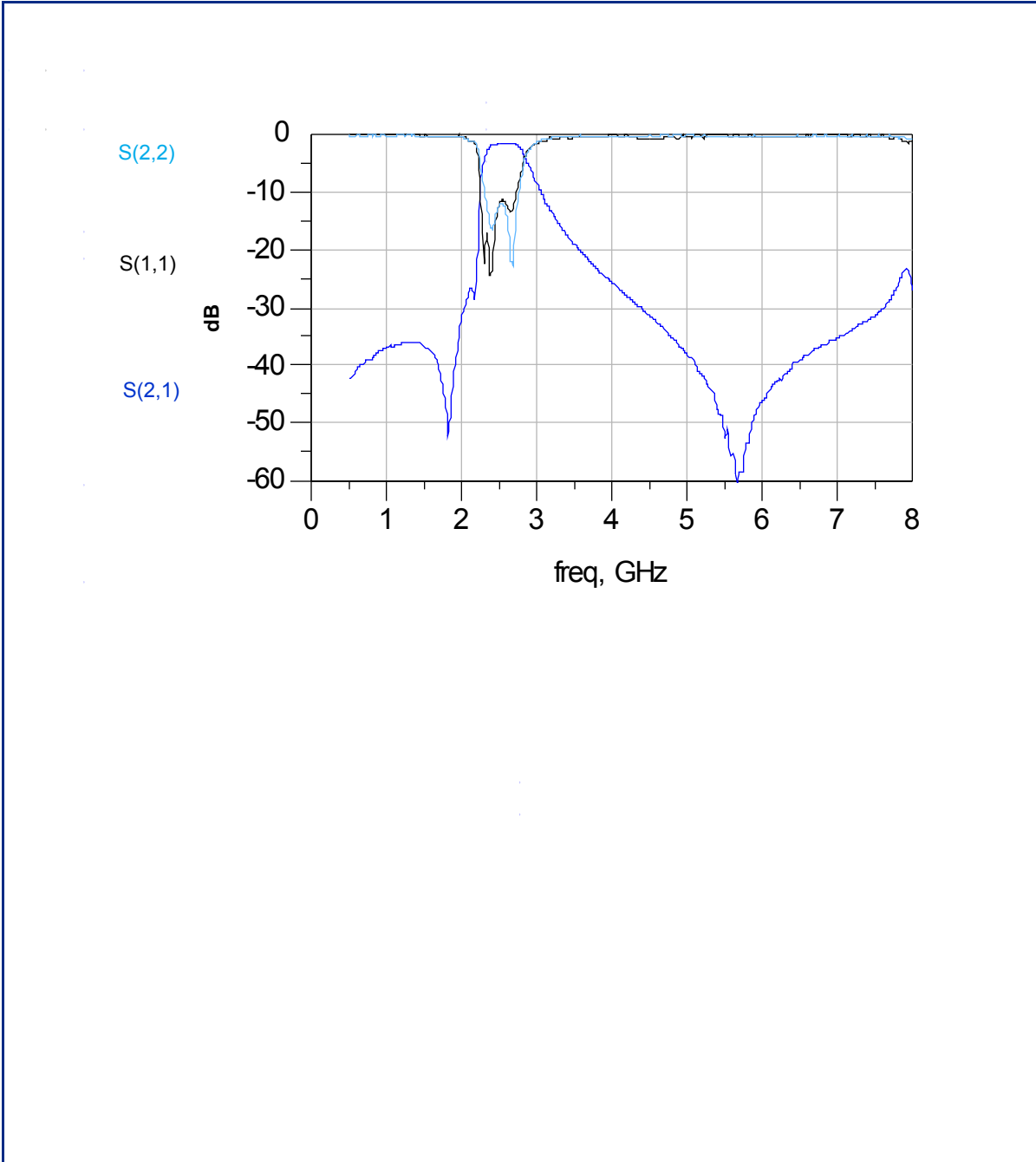
## 2.45 GHz Band Pass Filter

P/N 2450BP15D100

Detail Specification: 03/06/06

Page 2 of 2

### Typical Electrical Performance (T=25°C)



Johanson Technology, Inc. reserves the right to make design changes without notice.

All sales are subject to Johanson Technology, Inc. terms and conditions.



[www.johansontechnology.com](http://www.johansontechnology.com)

931 Via Alondra • Camarillo, CA 93012 • TEL 805.389.1166 FAX 805.389.1821

2003 Johanson Technology, Inc. All Rights Reserved