

8A10T-8A100T

Plastic Silicon Rectifiers

VOLTAGE RANGE: 100 --- 1000 V

CURRENT: 8.0 A

TO-220AC

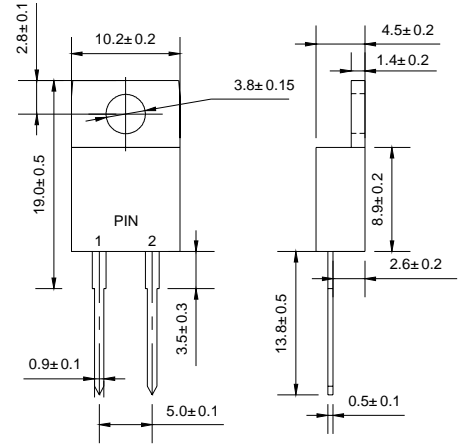


Features

- ◇ Low cost
- ◇ Diffused junction
- ◇ Low leakage
- ◇ Low forward voltage drop
- ◇ High current capability
- ◇ Easily cleaned with Freon, Alcohol, Isopropanol and similar solvents
- ◇ The plastic material carries U/L recognition 94V-0

Mechanical Data

- ◇ Case: JEDEC TO-220AC, molded plastic
- ◇ Polarity: Color band denotes cathode
- ◇ Weight: 0.069 ounces, 1.96 grams
- ◇ Mounting position: Any



Dimensions in millimeters

MAXIMUM RATINGS AND ELECTRICAL CHARACTERISTICS

Ratings at 25°C ambient temperature unless otherwise specified.

Single phase, half wave, 60 Hz, resistive or inductive load. For capacitive load, derate by 20%.

		8A10T	8A20T	8A40T	8A60T	8A80T	8A100T	UNITS
Maximum recurrent peak reverse voltage	V_{RRM}	100	200	400	600	800	1000	V
Maximum RMS voltage	V_{RMS}	70	140	280	420	560	700	V
Maximum DC blocking voltage	V_{DC}	100	200	400	600	800	1000	V
Maximum average forward rectified current 9.5mm lead length, @ $T_A=75^\circ\text{C}$	$I_{F(AV)}$	8.0						A
Peak forward surge current 8.3ms single half-sine-wave superimposed on rated load @ $T_J=125^\circ\text{C}$	I_{FSM}	400						A
Maximum instantaneous forward voltage @ 8.0 A	V_F	1.0						V
Maximum reverse current @ $T_A=25^\circ\text{C}$ at rated DC blocking voltage @ $T_A=100^\circ\text{C}$	I_R	10 100						μA
Typical junction capacitance (Note1)	C_J	120						pF
Typical thermal resistance (Note2)	$R_{\theta JA}$	10						$^\circ\text{C/W}$
Operating junction temperature range	T_J	- 55 ---- + 150						$^\circ\text{C}$
Storage temperature range	T_{STG}	- 55 ---- + 150						$^\circ\text{C}$

NOTE: 1. Measured at 1.0MHz and applied reverse voltage of 4.0V DC.

2. Thermal resistance from junction to ambient.

Ratings AND Characteristic Curves

FIG.1 – FORWARD DERATING CURVE

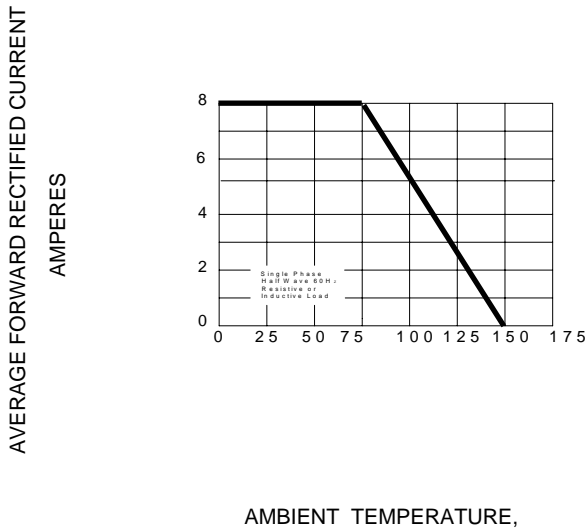


FIG.2 – TYPICAL FORWARD CHARACTERISTICS

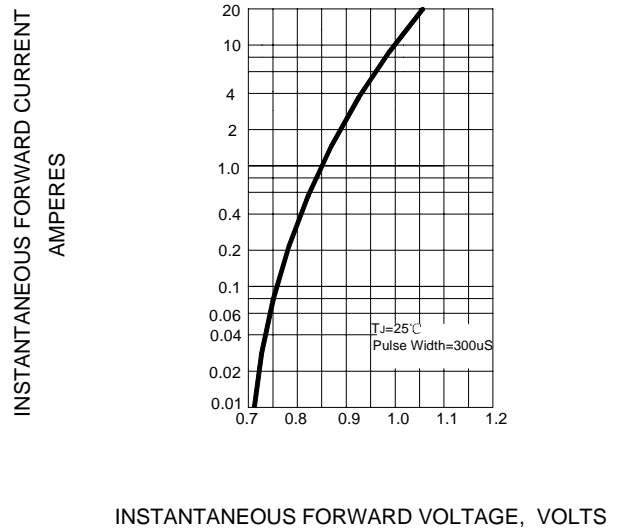


FIG.3 – MAXIMUM NON-REPETITIVE FORWARD SURGE CURRENT

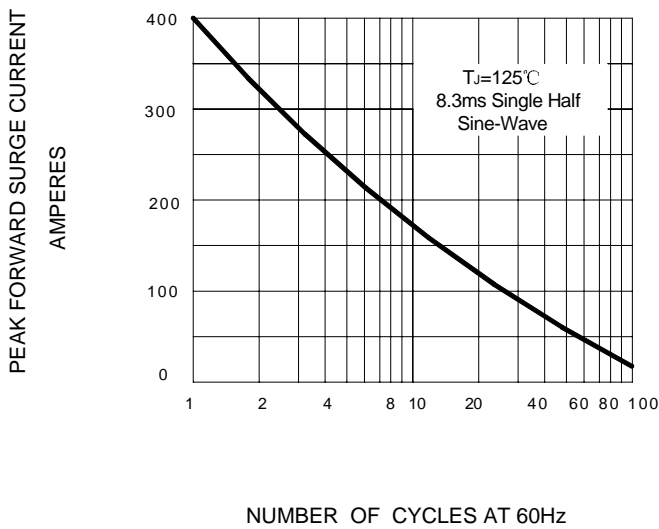


FIG.4 – TYPICAL JUNCTION CAPACITANCE

