

9939 Via Pasar | San Diego, CA 92126  
TEL: (858) 621-2700 | FAX: (858) 621-2722  
URL: [www.zcomm.com](http://www.zcomm.com)  
EMAIL: [applications@zcomm.com](mailto:applications@zcomm.com)

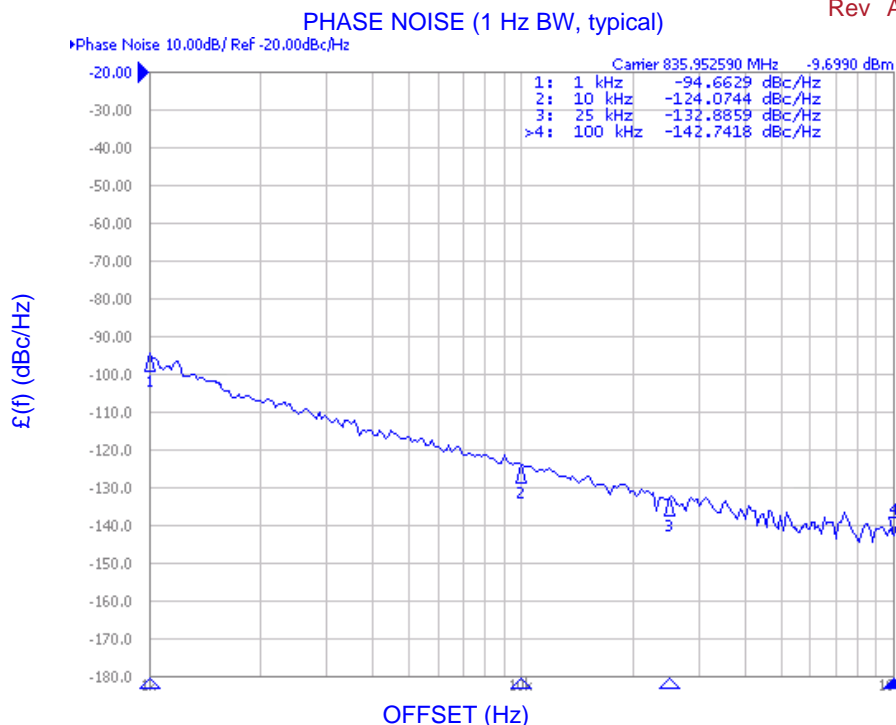
**Voltage-Controlled Oscillator  
Surface Mount Module**

**Applications**

- Satellite Communication Systems
- Digital Radio Equipment
- Fixed Wireless

**Application Notes**

- AN-101: Mounting and Grounding
- AN-102: Output Loading
- AN-107: Manual Soldering



**Performance Specifications**

	Min	Typ	Max	Units
Oscillation Frequency Range	826		841	MHz
Phase Noise @ 10 kHz offset (1 Hz BW)		-122		dBc/Hz
Harmonic Suppression (2nd)		-15	-14	dBc
Tuning Voltage	0.3		4.7	Vdc
Tuning Sensitivity (avg.)		5		MHz/V
Power Output	-6	-4	-2	dBm
Load Impedance		50		$\Omega$
Input Capacitance			50	pF
Pushing			.2	MHz/V
Pulling (14 dB Return Loss, Any Phase)			.1	MHz
Operating Temperature Range	-40		85	$^{\circ}\text{C}$
Package Style	MINI-16-SM			

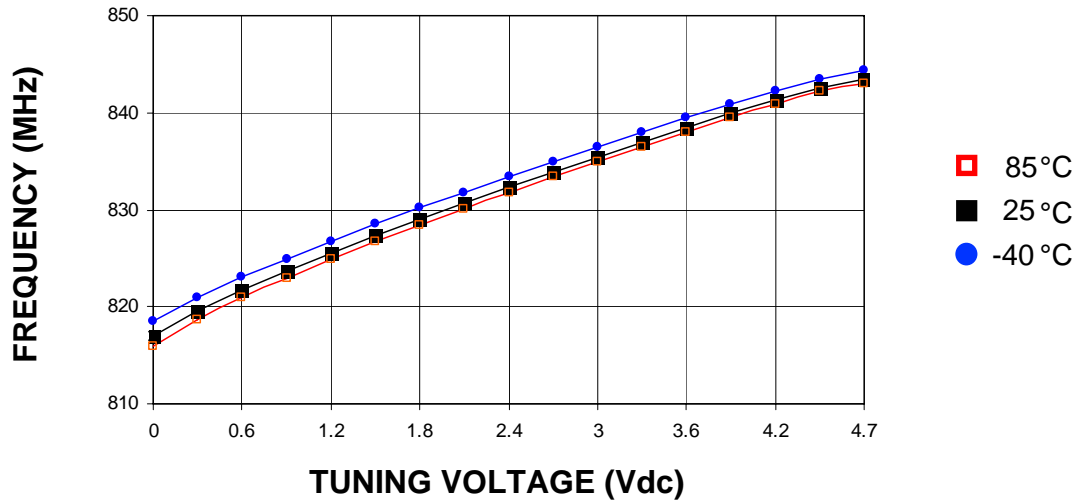
**Power Supply Requirements**

	Min	Typ	Max	Units
Supply Voltage (Vcc, nom.)		5		Vdc
Supply Current (Icc)		13	16	mA

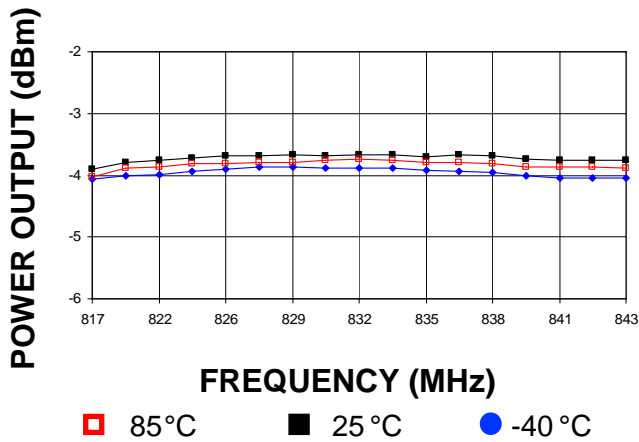
**Additional Notes**

Phase Noise @ 1 kHz offset (1 Hz BW) -95 (typ) dBc/Hz  
Phase Noise @ 100 kHz offset (1 Hz BW) -140 (typ) dBc/Hz

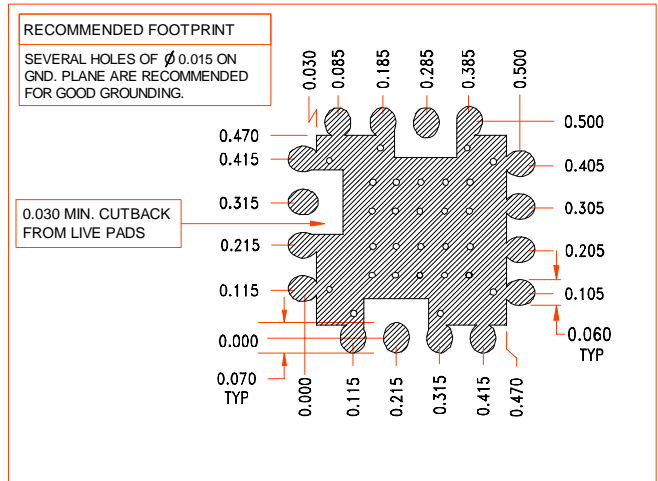
Tuning Curve, typ.



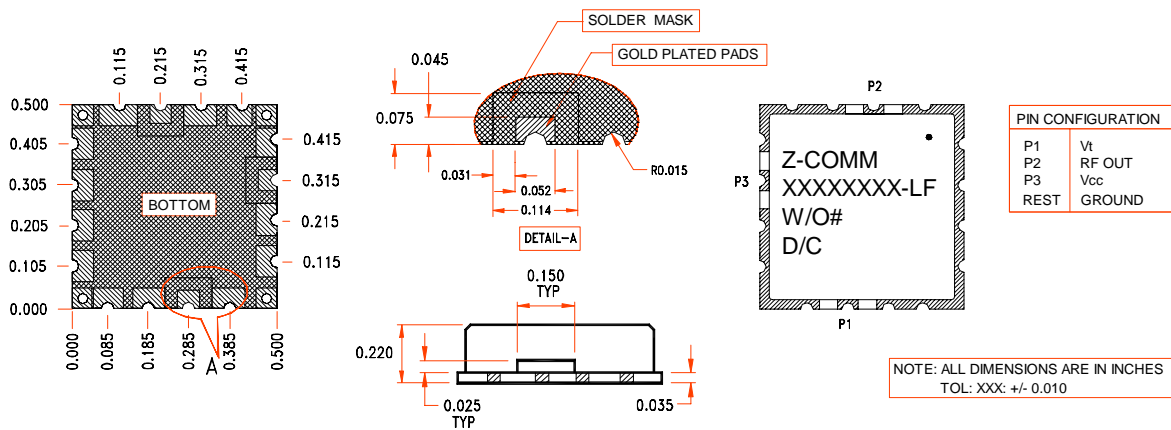
Power Curve, typ.



Footprint



Physical Dimensions



LFSuffix = RoHS Compliant. All specifications are subject to change without notice.