
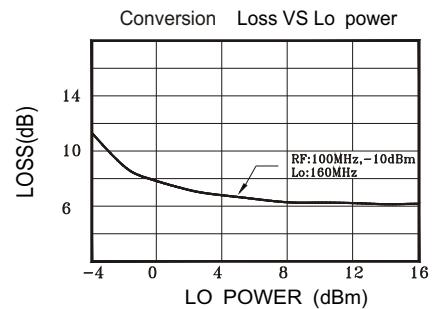
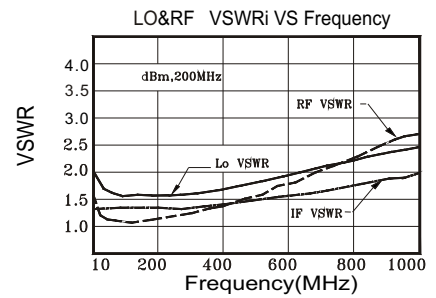
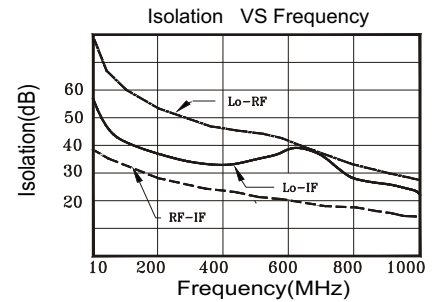
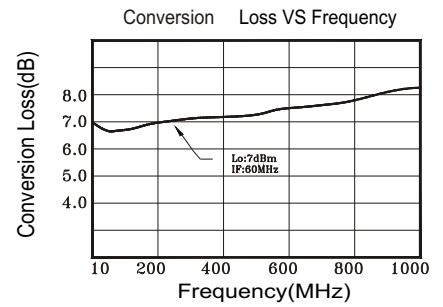


Features

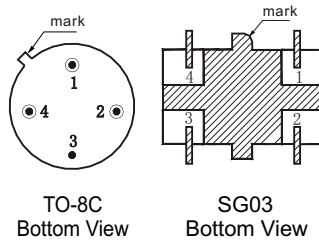
- LO drive level : +17dBm(typ)
- LO&RF frequency range:10~1000MHz
- Low insertion loss, High port-to-port isolation
- Low Conversion Loss, 50 Ω impedance
- Hermetic TO-8C, SC04, SG03 package available
- Operating temperature range:-55℃~+85℃


Specifications(measured in a 50 Ω system, T_A=25℃)

Parameter	Symbol	Unit	Guaranteed	Typical	
Frequency Range	LO&RF	f	10~1000	—	
	IF	f	DC~1000	—	
Conversion Loss	C.L	dB	8.0(20~600MHz)	7.5(20~600MHz)	
			9.5(10~1000MHz)	8.5(10~1000MHz)	
Iso	LO-RF	Iso	dB	45(10~100MHz)	60(10~100MHz)
				35(10~500MHz)	45(10~500MHz)
				20(500~1000MHz)	35(500~1000MHz)
	LO-IF			35(10~100MHz)	45(10~100MHz)
				30(100~500MHz)	35(100~500MHz)
				20(500~1000MHz)	25(500~1000MHz)
RF-IF	25(10~100MHz)	30(10~100MHz)			
	10(50~500MHz)	20(50~500MHz)			
1dB Compression point	P ₋₁	dBm	10	12	
Input Intercept 3 rd order point	IP3	dBm	—	21	

Typical Performance

Absolute Maximum Ratings

RF Input Power : +23dBm
 Storage Temp:+125℃


Application Notes :

- 1.LO drive level : +17dBm(Typ)
- 2.Input/output pinsshould be connected to 50 Ω microstrip.
- 3.MDB-04 :TO-8C package
 MDB-04M :SG03 package
 MDB-04S :SC04 package
 see assembly section for mounting method
- 4.See assembly section for mounting information

