

HIGH VOLTAGE SWITCHING APPLICATION.  
COLOR TV HORIZONTAL DRIVER APPLICATION.  
COLOR TV CHROMA OUTPUT APPLICATION.

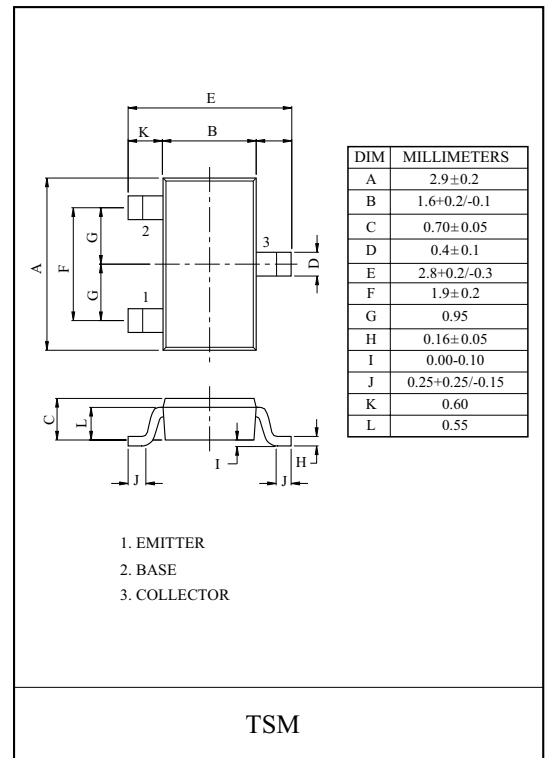
### FEATURES

- High Voltage :  $V_{(BR)CEO}=300V$
- Small Collector Output Capacitance :  $C_{ob}=3.0pF(Typ.)$
- Complementary to KTA1073T.

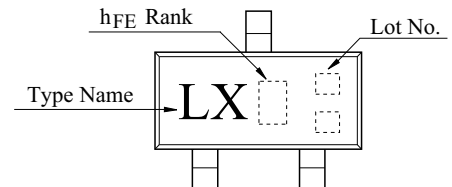
### MAXIMUM RATINGS (Ta=25 °C)

CHARACTERISTIC	SYMBOL	RATING	UNIT
Collector-Base Voltage	$V_{CBO}$	300	V
Collector-Emitter Voltage	$V_{CEO}$	300	V
Emitter-Base Voltage	$V_{EBO}$	6	V
Collector Current	$I_C$	100	mA
Base Current	$I_B$	50	mA
Collector Power Dissipation	$P_C^*$	0.9	W
Junction Temperature	$T_j$	150	°C
Storage Temperature Range	$T_{stg}$	-55 ~ 150	°C

\* Package mounted on a ceramic board ( $600mm^2 \times 0.8mm$ )



### Marking



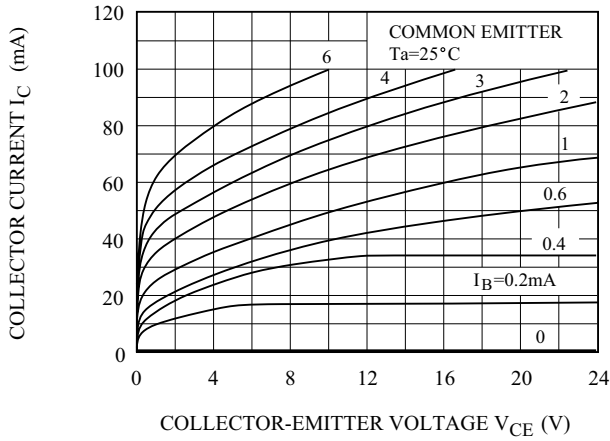
### ELECTRICAL CHARACTERISTICS (Ta=25 °C)

CHARACTERISTIC	SYMBOL	TEST CONDITION	MIN.	TYP.	MAX.	UNIT
Collector Cut-off Current	$I_{CBO}$	$V_{CB}=240V, I_E=0$	-	-	1.0	$\mu A$
Emitter Cut-off Current	$I_{EBO}$	$V_{EB}=6V, I_C=0$	-	-	1.0	$\mu A$
DC Current Gain	$h_{FE(1)}$	$V_{CE}=10V, I_C=1mA$	30	-	-	
	$h_{FE(2)}$ (Note)	$V_{CE}=10V, I_C=20mA$	50	-	200	
Collector-Emitter Saturation Voltage	$V_{CE(sat)}$	$I_C=10mA, I_B=1mA$	-	-	1.0	V
Base-Emitter Saturation Voltage	$V_{BE(sat)}$	$I_C=10mA, I_B=1mA$	-	-	1.0	V
Transition Frequency	$f_T$	$V_{CE}=10V, I_C=20mA$	50	-	-	MHz
Collector Output Capacitance	$C_{ob}$	$V_{CB}=20V, I_E=0, f=1MHz$	-	3.0	-	pF

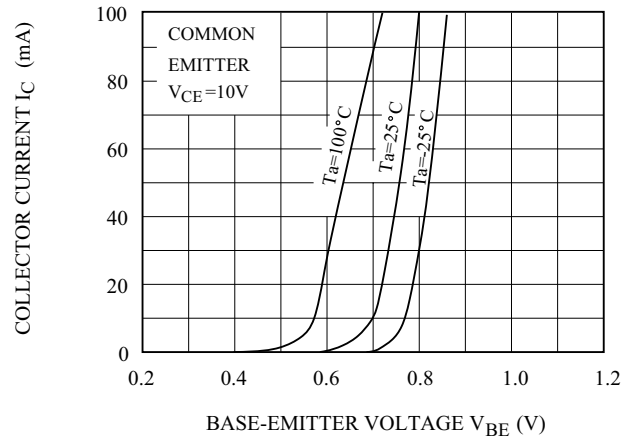
Note :  $h_{FE(2)}$  Classification O:50 ~ 150, Y:100 ~ 200

# KTC3207T

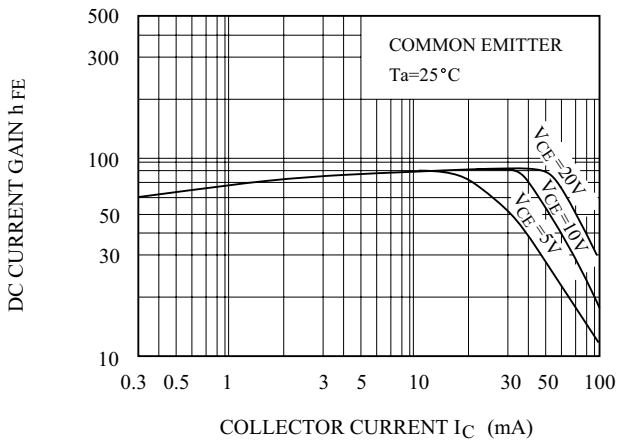
$I_C - V_{CE}$



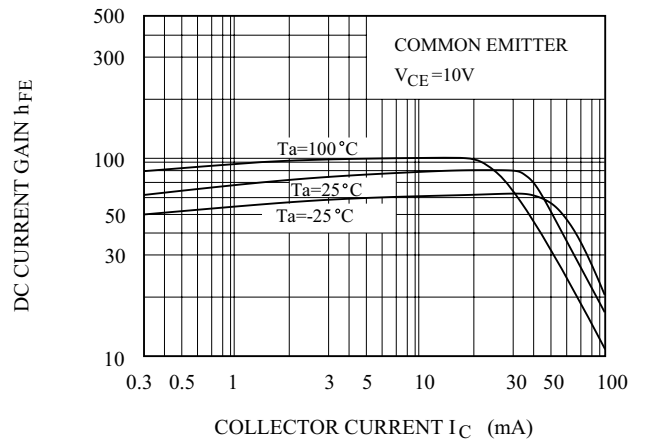
$I_C - V_{BE}$



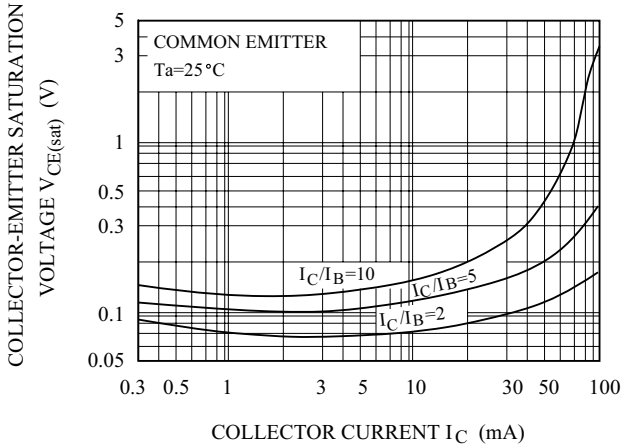
$h_{FE} - I_C$



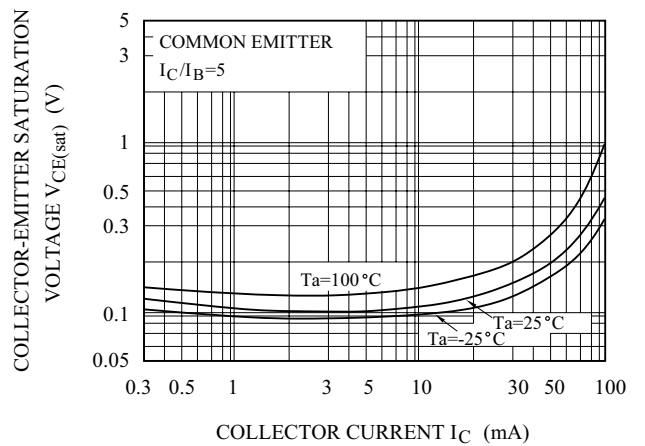
$h_{FE} - I_C$



$V_{CE(sat)} - I_C$



$V_{CE(sat)} - I_C$



# KTC3207T

