



Features

- Frequency Range: 20~700MHz
- Active Bias Design Supply Temperature Compensation
- Standard Hermetic Package
- Operating Temperature Range: -55°C ~ +85°C

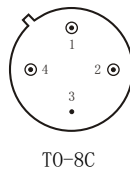
Specifications (50 Ω, V_{CC} = +15V, T_A = -55°C ~ +85°C)

Parameter	Symbol	Unit	Guaranteed	Typical
Frequency Range	f _L ~f _H	MHz	20~700	20~700
Gain	G _p	dB	≥15.0	16.0
Gain Flatness	ΔG _p	dB	≤1.0	0.5
Noise Figure	F _n	dB	≤4.0	3.0
Input VSWR	VSWR _i	—	≤2.0:1	1.8:1
Output VSWR	VSWR _o	—	≤2.0:1	1.8:1
Output Power @ 1dB Compression	P-1	dBm	≥17.0 * Δ	17.5
DC Current	I _{CC}	mA	—	55

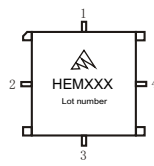
- 1) *f = 400MHz; “Δ” T_A = 24 ± 1°C;
- 2) The G_p and P-1 will be increased 0.2dB and 2dB respectively under operating at 12VDC (I_{CC} = 44mA Typ).

Maximum Rating

DC Voltage : +16VDC
 RF Input: +10dBm
 Storage Temp: +125°C



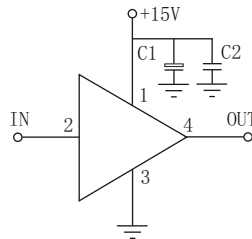
TO-8C



SMO-8C

Application Notes

1. Typical application shown as right, C₁ = 3.3~22 μF ; C₂ = 3300~6800pF;
2. Interchanged directly with UTO-533 from AVANTEK Company and A67-1 from W-J Company;
3. See assembly section for mounting information
4. Connectorized package(SMA-1) available
5. Pay attention to heat dispersion.



Typical Curves

