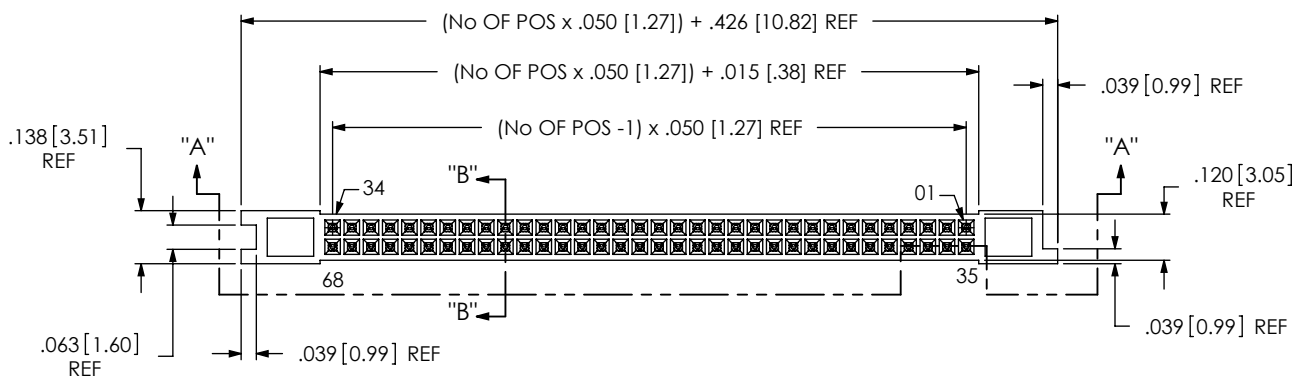


PCMS-1XX-XX-XX-D

DO NOT SCALE FROM THIS PRINT

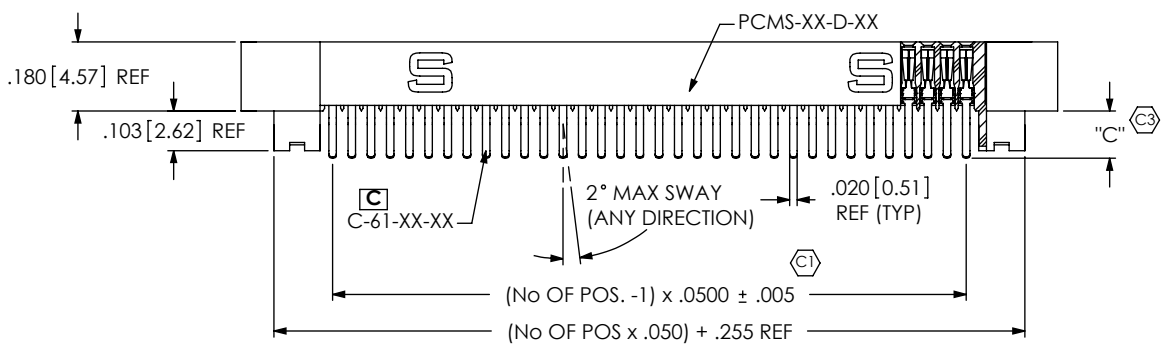


NO. OF POSITIONS
20, 25, 30, 34, 40, 50
(PER ROW)

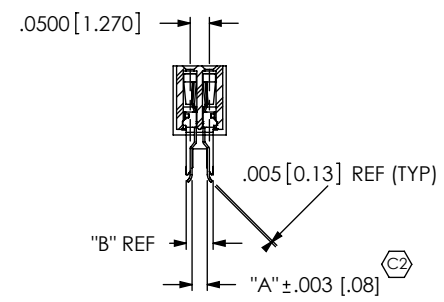
LEAD STYLE
 -01: FOR .031" BOARD
 (USE C-61-07-XX) [C]
 (USE PCMS-XX-D-01)
 -02: FOR .062" BOARD
 (USE C-61-08-XX) [C]
 (USE PCMS-XX-D-02)

PLATING
 -S: SELECTIVE GOLD
 -F: FLASH SELECTIVE GOLD
 -L: LIGHT SELECTIVE GOLD
 -LM: LIGHT SELECTIVE GOLD, MATTE TIN TAIL
 -FM: FLASH SELECTIVE GOLD, MATTE TIN TAIL
 -SM: SELECTIVE GOLD, MATTE TIN TAIL

ROW SPECIFICATION
 -D: DOUBLE ROW
 (USE PCMS-XX-D-XX)



SECTION "A"-"A"



SECTION "B"-"B"

NOTES:

- Ⓢ REPRESENTS A CRITICAL DIMENSION.
- DELETE COPLANARITY TO BE WITHIN .004.
- DELETE MAXIMUM CUT FLASH: .010.
- MINIMUM PUSHOUT FORCE: .5 LB.
- MAXIMUM ALLOWABLE BOW: .002 INCH/INCH AFTER ASSEMBLY.
- ALL POSITIONS ARE TO BE PACKAGED IN PT-1-24-19-09 TUBES WITH TWO TP-09 PLUGS PER TUBE.

PACKAGING
(SEE NOTE 6)

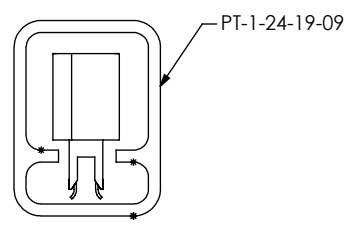


TABLE 1

LEAD STYLE	"A"	"B"	"C"
-01	.036 [.91]	.070 [1.78]	.118 [3.00]
-02	.070 [1.78]	.110 [2.79]	.105 [2.67]

UNLESS OTHERWISE SPECIFIED, DIMENSIONS ARE IN INCHES.
 TOLERANCES ARE:
 DECIMALS ANGLES
 .XX: ±.01 [.3]
 .XXX: ±.005 [.13]
 .XXXX: ±.0020 [.051]

PROPRIETARY NOTE
 THIS DOCUMENT CONTAINS INFORMATION CONFIDENTIAL AND PROPRIETARY TO SAMTEC, INC. AND SHALL NOT BE REPRODUCED OR TRANSFERRED TO OTHER DOCUMENTS OR DISCLOSED TO OTHERS OR USED FOR ANY PURPOSE OTHER THAN THAT WHICH IT WAS OBTAINED WITHOUT THE EXPRESSED WRITTEN CONSENT OF SAMTEC, INC.



520 PARK EAST BLVD, NEW ALBANY, IN 47150
 PHONE: 812-944-6733 FAX: 812-948-5047
 e-Mail: info@SAMTEC.com code: 55322

MATERIAL:
 INSULATOR: BLACK VECTRA E130
 CONTACT: BeCu

DO NOT SCALE DRAWING SHEET SCALE: 2.5:1

DESCRIPTION:
 .050 x .050 EDGE MOUNT SOCKET ASSEMBLY

DWG. NO. **PCMS-1XX-XX-XX-D**

BY: BRATCHER 2/12/99 SHEET 1 OF 1