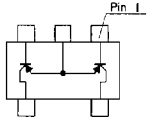
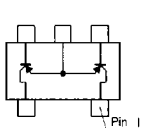
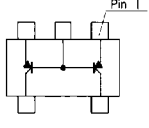
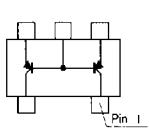
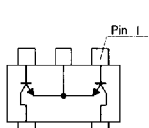
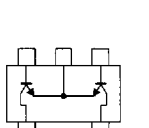

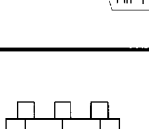
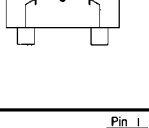
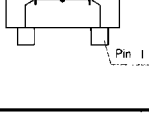
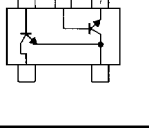
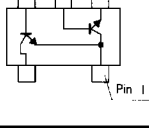
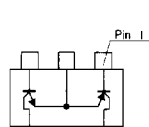
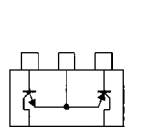
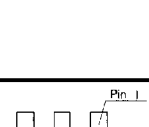
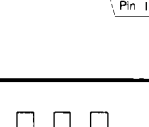
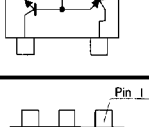
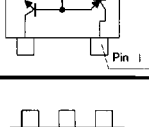
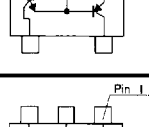
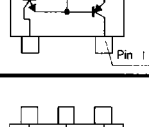


Transistors

UM5 and UM6 packages contain two transistors in one small surface mount package.

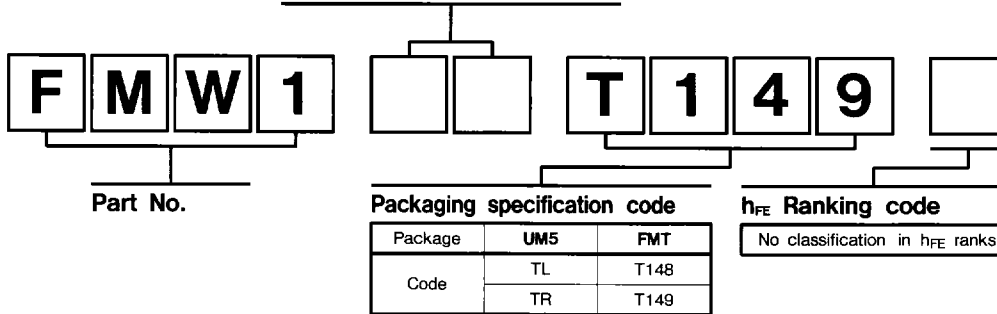
UM5 • FMT (5 pin type including 2 circuits)

Equivalent circuit		Application	Package		Equivalent product	V _{CEO} (V)	I _c (mA)	h _{FE}	V _{CE} (V)	I _c (mA)
TOP VIEW			UM5	FMT						
UM5	FMT		Part No.							
		Pre Amp	UMS1	FMS1A	2SA1037AK × 2	-40	-100	120~	-6	-1
			-	FMS3	2SA1514K × 2	-120	-50	180~	-6	-2
		Pre Amp	UMS2	FMS2A	2SA1037AK × 2	-40	-100	120~	-6	-1
			-	FMS4	2SA1514K × 2	-120	-50	180~	-6	-2
		Pre Amp	UMW1	FMW1	2SC2412K × 2	40	100	120~	6	1
			-	FMW3	2SC3906K × 2	120	50	180~	6	2
			UMW5	FMW5	2SC2412 × 2	40	100	250~	6	1
		TV Tuner Mix. Osc.	UMW8	FMW8	2SC3838K × 2	11	50	27~	10	5
			UMW10	FMW10	2SC3837K × 2	18	50	27~	10	10
		Pre Amp	UMW2	FMW2	2SC2412K × 2	40	100	120~	6	1
			-	FMW4	2SC3906K × 2	120	50	180~	6	2
		TV Tuner Mix. Osc.	UMW9	FMW9	2SC3838K × 2	11	50	27~	10	5
			UMW11	FMW11	2SC3837K × 2	18	50	27~	10	10
			New UMW13	FMW13	2SC3839K × 2	20	50	27~	10	5
		TV Tuner Mix. Osc.	UMW6	FMW6	2SC3837K × 2	18	50	27~	10	10
			UMW7	FMW7	2SC3838K × 2	11	50	27~	10	5
			UMW12	FMW12	2SC2412K × 2	40	100	120~	6	1
		Single End	UMY1	FMY1A	2SA1037AK	-50	-100	120~	-6	-1
					2SC2412K	40	100		6	1
			-	FMY5	2SA1514K	-120	-50	180~	-6	-2
					2SC3906K	120	50		6	2
			-	FMY6	2SA1036K	-32	-500	120~	-3	-10
					New 2SC2411K	32	500		120~	3
		Inverter Driver	UMY3	FMY3A	2SA1037AK	-40	-100	120~	-6	-1
					2SC2412K	40	100		6	1
		Inverter Driver	UMY4	FMY4A	2SA1037AK	-40	-100	120~	-6	-1
					2SC2412K	40	100		6	1
		Pre Amp	UML1	-	2SA1037AK	-40	-100	120~	-6	-1
					DAN212K	Diode characteristics VR=80V, I _o =100mA, C _T =3.5pF, trr=4.0ns				
		Pre Amp	UML2	-	2SC2412K	40	100	120~	6	1
					DAN212K	Diode characteristics VR=80V, I _o =100mA, C _T =3.5pF, trr=4.0ns				

● Product Designation

Specify part No., packaging specification code and h_{FE} ranking code.

Blank unless otherwise required



(Unit : mm)

Package	UM5	FMT (SOT-25)
dimensions	<p>Each lead has same dimensions</p>	<p>Each lead has same dimensions</p>
	Actual size	Enlarged (×3.0)
	Actual size	Enlarged (×3.0)

● Packaging

Package	Packaging type	Packaging style	Direction	Code	Quantity /Package (pcs)	Quantity /Unit (pcs)
UM5	taping	Embossed reel tape	Pin 2 side on sprocket hole side	TL	3,000	-
			Pin 3 side on sprocket hole side	TR		
FMT	Taping	Embossed reel tape	Pin 3 side on sprocket hole side	T148	3,000	-
			Pin 2 side on sprocket hole side	T149		

● Packaging Specifications

(Unit : mm)

UM5	FMT															
Reel	Tape															
	<table border="1"> <thead> <tr> <th>Package</th> <th>Code</th> <th>Package</th> <th>Code</th> </tr> </thead> <tbody> <tr> <td>UM5</td> <td>TL</td> <td>UM5</td> <td>TR</td> </tr> <tr> <td>FMT</td> <td>T149</td> <td>FMT</td> <td>T148</td> </tr> </tbody> </table>	Package	Code	Package	Code	UM5	TL	UM5	TR	FMT	T149	FMT	T148			
Package	Code	Package	Code													
UM5	TL	UM5	TR													
FMT	T149	FMT	T148													
	<table border="1"> <thead> <tr> <th rowspan="2">Package</th> <th colspan="3">Size</th> </tr> <tr> <th>A</th> <th>B</th> <th>C</th> </tr> </thead> <tbody> <tr> <td>UM5</td> <td>2.2 ± 0.1</td> <td>2.4 ± 0.1</td> <td>1.15 ± 0.1</td> </tr> <tr> <td>FMT</td> <td>3.1 ± 0.1</td> <td>3.2 ± 0.1</td> <td>1.35 ± 0.1</td> </tr> </tbody> </table>	Package	Size			A	B	C	UM5	2.2 ± 0.1	2.4 ± 0.1	1.15 ± 0.1	FMT	3.1 ± 0.1	3.2 ± 0.1	1.35 ± 0.1
Package	Size															
	A	B	C													
UM5	2.2 ± 0.1	2.4 ± 0.1	1.15 ± 0.1													
FMT	3.1 ± 0.1	3.2 ± 0.1	1.35 ± 0.1													